Produkta datu lapa

Specifikācijas



Daudzfunkciju relejs, Harmony Timer Relays, 8A, 2CO, 0,05s... 300h, skrūvju savienotāji, 24...240V AC DC

RE22R2MYMR

Galvenā

Produktu klāsts	Harmony taimera releji
Diskrēts izvades veids	Relejs
Produkta vai sastāvdaļas veids	Modulārais laika relejs
Ierīces īsais nosaukums	RE22
Nominālā izejas strāva	8 A

Papildinošs

Kontaktu veids un sastāvs	1 C/O laika vai tūlītējs kontakts , bez kadmija 2 C/O laika kontakts , bez kadmija
Laika aizkaves veids	Strāvas ieslēgšanas aizkave Izslēgšanas aizkave Simetriska mirgošana Intervāls Zvaigzne-delta
Laika aizkaves diapazons	3...30 min 30...300 min 0.3...3 s 3...30 st 10...100 s 1...10 s 0,05...1 s 30...300 s 30...300 st 3...30 s
Kontroles veids	pagriežamo pogu diagnostikas poga potenciometrs ārējā
[Us] nominālais barošanas spriegums	24...240 V AC/DC 50/60 Hz
Atlaidiet ieejas spriegumu	<= 2,4 V
Sprieguma diapazons	0,85...1,1 Us
Piegādes biežums	50...60 Hz +/- 5 %
Savienojumi - termināļi	skrūvju spailes , 1 x 0,5...1 x 3,3 mm² (AWG 20...AWG 12) ciets bez kabeļa gala skrūvju spailes , 2 x 0,5...2 x 2,5 mm² (AWG 20...AWG 14) ciets bez kabeļa gala skrūvju spailes , 1 x 0,2...1 x 2,5 mm² (AWG 24...AWG 14) elastīgs ar kabeļa galu skrūvju spailes , 2 x 0,2...2 x 1,5 mm² (AWG 24...AWG 16) elastīgs ar kabeļa galu
Pievilkšanas griezes moments	0,6…1 Nm atbilst IEC 60947-1
Korpusa materiāls	Polikarbonāts
Atkārtojiet precizitāti	+/- 0,5 % atbilst IEC 61812-1
Temperatūras novirze	+/- 0,05 %/°C
Sprieguma novirze	+/- 0,2 %/V
Laika aizkaves precizitātes iestatīšana	+/- 10 % no pilnas skalaspie 25 °C atbilst IEC 61812-1

Ir sasniegts maksimālais saīdzināmo produktu skaits. Lūdzu, atveriet sadaļu Saīdzināt produktus #SAITE# un izdzēsiet kādu produktu, lai turpinātu.

Laika aizkaves veids	strāvas ieslēgšanas aizkave - A- Strāvas ieslēgšanas aiztures relejs strāvas ieslēgšanas aizkave - Ieslēgšanas ieslēgšanās aiztures relejs ar pauzi/summēšanu (X1) strāvas ieslēgšanas aizkave - Aw- Strāvas ieslēgšanas aizkaves relejs ar atkārtotu iedarbināšanu/restartēšanu izslēgšanas aizkave - C- Izslēgšanas aizkaves relejs ar vadības signālu izslēgšanas aizkave - Ct- Izslēgšanas aizkaves relejs ar vadības signālu un pauzi/summēšanu simetriska mirgošana - D - simetriski mirgojošs relejs (impulsa palaišanas izslēgšana) simetriska mirgošana - Dt — simetriski mirgojošs relejs (palaišanas impulsa izslēgšana) ar pauzi/summēšanu (X1) simetriska mirgošana - Simetriski mirgojošs relejs (palaišanas impulsa izsl.) ar atkārtotu palaišanu/rest. simetriska mirgošana - Disimetriski mirgojošs relejs (iedarbināšanas impulss) simetriska mirgošana - Dit — simetriski mirgojošs relejs (ieslēgts impulss) ar pauzi/summēšanu (X1) simetriska mirgošana - Simetriski mirgojošs relejs (iedarb. impulss) ar atkārtotu palaišanu/restartēšanu intervāls - H- Intervāla relejs intervāls - Ht — intervāla relejs ar pauzi/summēšanu (X1) intervāls - Hw- Intervāla relejs ar atkārtotu iedarbināšanu/restartēšanu zvaigzne-delta - Qg — Zvaigznes trīsstūra relejs (2 CO izejas ar vienādu kopīgu) zvaigzne-delta - Qgt- Zvaigznes trīsstūra relejs (2 CO izejas ar to pašu kopīgu) ar pauzi/summēšanu zvaigzne-delta - Qt — Zvaigznes trīsstūra relejs (2 CO izejas ar kopīgu dalītu) zvaigzne-delta - Qtt — Zvaigznes trīsstūris relejs (2 CO izejas ar kopīgu dalītu) ar pauzi/summēšanu (X1) intervāls - W- Intervāla relejs ar izslēgtu vadības signālu intervāls - Wt- Intervāla relejs ar izslēgtu vadības signālu un pauzi/summēšanu
Vadības signāla impulsa platums	100 ms ar slodzi paralēli 30 ms
Izolācijas pretestība	100 MOhmpie 500 V DC atbilst IEC 60664-1
Atveseļošanās laiks	120 ms par atslēgšanu no strāvas
Imunitāte pret mikropārkāpumiem	10 ms
Enerģijas patēriņš VA	3 VApie 240 V AC
Enerģijas patēriņš W	1,5 Wpie 240 V DC
Komutācijas jauda VA	2000 VA
Minimālā pārslēgšanas strāva	10 mApie 5 V DC
Maksimālā pārslēgšanas strāva	8 A
Maksimālais pārslēgšanas spriegums	250 V AC
Elektriskā izturība	100000 cikli , 8 Apie 250 V , AC-1 100000 cikli , 2 Apie 24 V , DC-1
Mehāniskā izturība	10000000 cikli
Nominālais impulsu izturības spriegums	5 kV priekš 1,2…50 µs atbilst IEC 60664-1
Strāvas ieslēgšanas aizkave	100 ms
Ložņu attālums	4 kV/3 atbilst IEC 60664-1
Pārsprieguma kategorija	III atbilst IEC 60664-1
Drošības uzticamības dati	B10d = 160 000 MTTFd = 171,2 gadi
Uzstādīšanas pozīcija	jebkura pozīcija
Montāžas atbalsts	35 mm DIN sliede atbilst IEC 60715
Statusa gaismas diode	zaļš LED fona apgaismojums (stabils) priekš numura rādītāja indikācija dzeltens LED (stabils) priekš izejas relejs ir ieslēgts dzeltens LED (ātri mirgo) priekš laiks notiek un izejas relejs ir atslēgts dzeltens LED (lēna mirgošana) priekš laiks notiek un izejas relejs ir ieslēgts

Pieejama funkcija	A- Strāvas ieslēgšanas aiztures relejs - 2 C/O Ieslēgšanas ieslēgšanās aiztures relejs ar pauzi/summēšanu (X1) - 2 C/O Aw- Strāvas ieslēgšanas aizkaves relejs ar atkārtotu iedarbināšanu/restartēšanu - 2 C/O C- Izslēgšanas aizkaves relejs ar vadības signālu - 2 C/O Ct- Izslēgšanas aizkaves relejs ar vadības signālu un pauzi/summēšanu - 2 C/O D - simetriski mirgojošs relejs (impulsa palaišanas izslēgšana) - 2 C/O Dt — simetriski mirgojošs relejs (palaišanas impulsa izslēgšana) ar pauzi/ summēšanu (X1) - 2 C/O Simetriski mirgojošs relejs (palaišanas impulsa izsl.) ar atkārtotu palaišanu/rest. - 2 C/O Disimetriski mirgojošs relejs (iedarbināšanas impulss) - 2 C/O Dit — simetriski mirgojošs relejs (ieslēgts impulss) ar pauzi/summēšanu (X1) - 2 C/O Simetriski mirgojošs relejs (iedarb. impulss) ar atkārtotu palaišanu/restartēšanu - 2 C/O H- Intervāla relejs - 2 C/O Ht — intervāla relejs ar pauzi/summēšanu (X1) - 2 C/O Hw- Intervāla relejs ar atkārtotu iedarbināšanu/restartēšanu - 2 C/O Qg — Zvaigznes trīsstūra relejs (2 CO izejas ar vienādu kopīgu) - 2 C/O Qgt- Zvaigznes trīsstūra relejs (2 CO izejas ar to pašu kopīgu) ar pauzi/summēšanu - 2 C/O Qt — Zvaigznes trīsstūra relejs (2 CO izejas ar kopīgu dalītu) - 2 C/O Qtt — Zvaigznes trīsstūris relejs (2 CO izejas ar kopīgu dalītu) ar pauzi/summēšanu (X1) - 2 C/O W- Intervāla relejs ar izslēgtu vadības signālu - 2 C/O Wt- Intervāla relejs ar izslēgtu vadības signālu un pauzi/summēšanu - 2 C/O
Platums	22,5 mm
Neto svars	0,105 kg
Kontroles veids	Ar testa pogu
Funkciju skaits	22

Vide

Dielektriskā izturība	2,5 kV priekš 1 mA/1 minūtepie 50 Hz starp releja izeju un barošanas avotu ar pamata izolācija atbilst IEC 61812-1
Standarti	UL 508 IEC 61812-1
direktīvas	2004/108/EK – elektromagnētiskā saderība 2006/95/EK – zemsprieguma direktīva
Produkta sertifikācija	RCM CE EAC CSA CCC UL GL
Apkārtējā gaisa temperatūra darbībai	-20…60 °C
Apkārtējā gaisa temperatūra uzglabāšanai	-40…70 °C
IP aizsardzības pakāpe	IP40 mājoklis : atbilst IEC 60529 IP20 termināļi : atbilst IEC 60529 IP50 priekšējais panelis : atbilst IEC 60529
Piesārņojuma pakāpe	3 atbilst IEC 60664-1
Vibrācijas pretestība	20 m/s² (f= 10…150 Hz) atbilst IEC 60068-2-6
Triecienizturība	15 gn nedarbojas pie 11 ms atbilst IEC 60068-2-27 5 gn darbībā pie 11 ms atbilst IEC 60068-2-27
Relatīvais mitrums	95 %pie 25…55 °C

Elektromagnētiskā saderība	ātras pārejas imunitātes tests - testa līmenis: 1 kV 3. līmenis (kapacitatīvs savienojošais klips) atbilst IEC 61000-4-4 pārsprieguma imunitātes tests - testa līmenis: 1 kV 3. līmenis (diferenciālais režīms) atbilst IEC 61000-4-5 pārsprieguma imunitātes tests - testa līmenis: 2 kV 3. līmenis (kopīgs režīms) atbilst IEC 61000-4-5 elektrostatiskā izlāde - testa līmenis: 6 kV 3. līmenis (kontakta izlāde) atbilst IEC 61000-4-2 elektrostatiskā izlāde - testa līmenis: 8 kV 3. līmenis (gaisa izplūde) atbilst IEC 61000-4-2 izstarotā radiofrekvences elektromagnētiskā lauka imunitātes pārbaude - testa līmenis: 10 V/m 3. līmenis (80 MHz...1 GHz) atbilst IEC 61000-4-3 radīja RF traucējumus - testa līmenis: 10 V 3. līmenis (0,15...80 MHz) atbilst IEC 61000-4-6 ātri pārejoši uzliesmojumi - testa līmenis: 2 kV 3. līmenis (tiešs kontakts) atbilst IEC 61000-4-4 imunitāte pret mikropārrāvumiem un sprieguma kritumiem - testa līmenis: 30 % (500 ms) atbilst IEC 61000-4-11 imunitāte pret mikropārrāvumiem un sprieguma kritumiem - testa līmenis: 100 % (20 ms) atbilst IEC 61000-4-11

Iepakošanas vienības

Pirmā iepakojuma vienības tips	PCE
Vienību skaits 1. iepakojumā	1
1. iepakojuma augstums	2,6 cm
1. iepakojuma platums	8,2 cm
1. iepakojuma garums	9,5 cm
1. iepakojuma svars	116,0 g
Otrā iepakojuma vienības tips	S02
Vienību skaits 2. iepakojumā	40
2. iepakojuma augstums	15 cm
2. iepakojuma platums	30 cm
2. iepakojuma garums	40 cm
2. iepakojuma svars	5,153 kg
Trešā iepakojuma vienības tips	P06
Vienību skaits 3. iepakojumā	640
3. iepakojuma augstums	75,0 cm
3. iepakojuma platums	60,0 cm
3. iepakojuma garums	80,0 cm
3. iepakojuma svars	74,24 kg

Līguma garantija

Garantija (mēnešos)	18

Environmental Data

Schneider Electric mērķis ir līdz 2050. gadam sasniegt nulles emisiju statusu, izmantojot piegādes ķēdes partnerību, zemākas ietekmes materiālus un cirkularitāti, izmantojot mūsu pašreizējo kampaņu "Use Better, Use Longer, Use Again", lai pagarinātu produktu kalpošanas laiku un to pārstrādājamību.

Environmental Data skaidrojums >

Kā mēs novērtējam produktu ilgtspēju >

Ietekme uz vidi

Kopējā dzīves cikla oglekļa pēda	**54 kg CO2 eq.**
Ražošanas posma oglekļa pēdas nospiedums [A1–A3]	**2 kg CO2 eq.**
Izplatīšanas posma oglekļa pēdas nospiedums [A4]	**0 kg CO2 eq.**
Uzstādīšanas posma oglekļa pēdas nospiedums [A5]	**0 kg CO2 eq.**
Lietošanas posma oglekļa pēdas nospiedums [B2, B3, B4, B6]	**52 kg CO2 eq.**
Dzīves cikla beigu posma oglekļa pēdas nospiedums [C1–C4]	**0.1 kg CO2 eq.**
Vides informācijas publiskošana	**Produkta ietekme uz vidi**

Use Better

Materiāli un iepakojums

Iepakojums izgatavots no pārstrādāta kartona	**Jā**
Iepakojums bez plastmasas	**Jā**
SCIP numurs	**A240dad7-4b53-46a1-86e7-1db382b82331**
ES RoHS direktīva	**Atbilst, Izmantojot Izņēmumu**
REACh regula	**Atsauce satur vielas virs noteiktās normas, kas rada ļoti lielas bažas**

Use Again

Pārsaiņošana un atkārtota ražošana

Pārstrādājamības potenciāls, %	**15**
Cirkularitātes profils	**Informācija par ekspluatācijas izbeigšanu**
Atgriešana	**Jā**

Dimensions Drawings

Dimensions

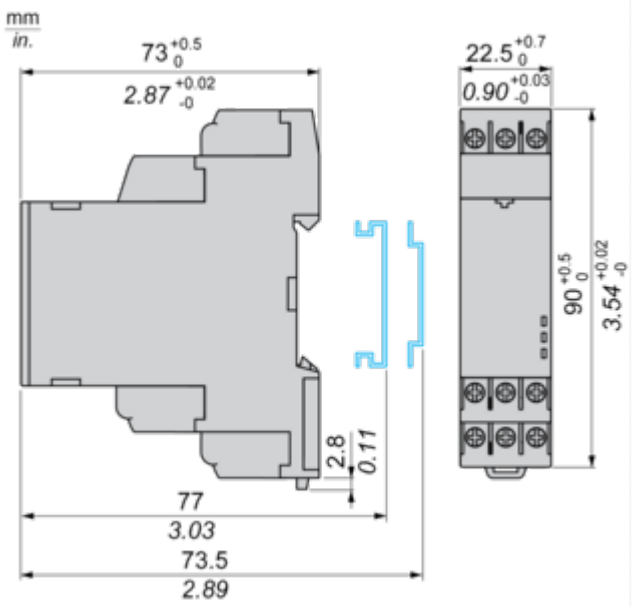

Connections and Schema

Wiring Diagram

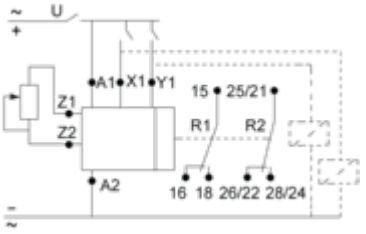

Technical Description

Function A: Power On-Delay

Description

On energisation of power supply, the timing period T starts. After timing, the output(s) R close(s).The second output (R2) can be either timed (when set to "TIMED") or instantaneous (when set to "INST").

Function: 1 Output



Function: 2 Outputs

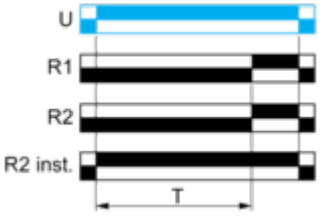

Function At: Power On-Delay with Pause / Summation Control

Description

On energisation of power supply, the timing period T starts.Timing can be interrupted / paused each time X1 energizes.Except for RE17*, RE22R2AMU, RE22R2MMW, RE22R2MMU, RE22R2MJU, timing can be interrupted / paused each time Y1 energizes.When the cumulative total of time periods elapsed reaches the pre-set value T, the output(s) R close(s).The second output (R2) can be either timed (when set to "TIMED") or instantaneous (when set to "INST").

Function: 1 Output with Pause / Summation Control

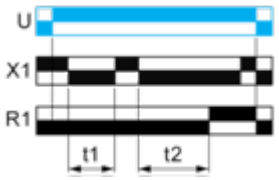

T = t1 + t2 +…

Function: 2 Outputs with Pause / Summation Control

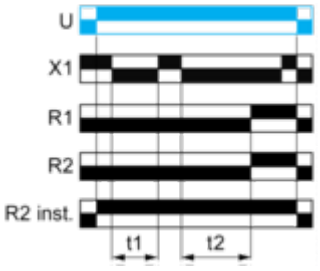

T = t1 + t2 +…

Function: 1 Output with Retrigger / Restart Control

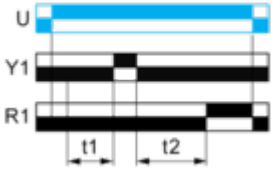

T = t1 + t2 +…

Function: 2 Outputs with Retrigger / Restart Control

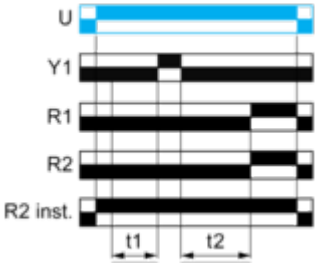

T = t1 + t2 +…

Function Aw : Power On-Delay With Retrigger / Restart Control

Description

On energisation of power supply, the timing period T starts.At the end of the timing period T, the output(s) R close(s).Energization of Y1 makes the output(s) R open(s).Deenergization of Y1 restarts timing period T.At the end of timing period T, the output(s) R close(s).The second output (R2) can be either timed (when set to "TIMED") or instantaneous (when set to "INST")

Function: 1 Output

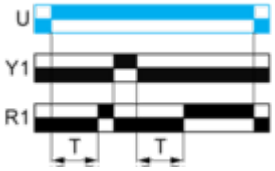

Function: 2 Outputs

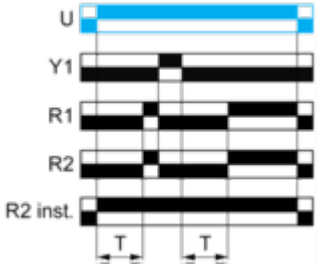

Function C: Off-Delay Relay with Control Signal

Description

After energisation of power supply and energization of Y1 causes output(s) R close(s). When Y1 deenergizes, timing T starts.At the end of this timing period T,the output(s) R revert(s) to its/their initial position.The second output (R2) can be either timed (when set to "TIMED") or instantaneous (when set to "INST").

Function: 1 Output

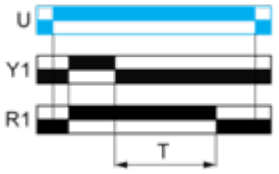

Function: 2 Outputs

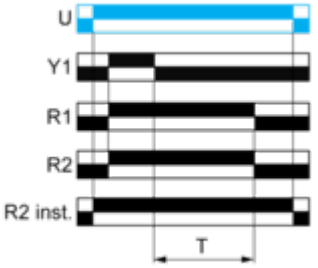

Function Ct: Off-Delay Relay with Control Signal & With Pause / Summation Control

Description

After energisation of power supply and energization of Y1 cause output(s) R close(s).When Y1 deenergizes, timing starts and the timing can be interrupted / paused each time X1 energizes. When the cumulative total of time periods elapsedreaches the pre-set value T, the output(s) R revert(s) to its/their initial state.The second output (R2) can be either timed (when set to "TIMED") or instantaneous (when set to "INST").

Function: 1 Output

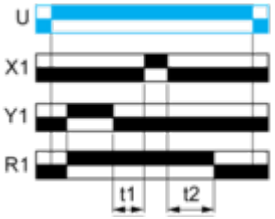

T = t1 + t2 +…

Function: 2 Outputs

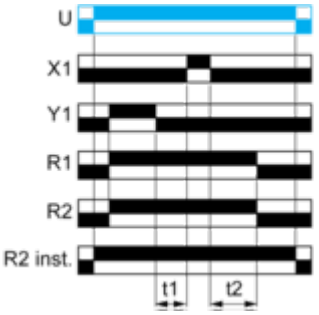

T = t1 + t2 +…

Function D: Symmetrical Flashing Relay (Starting Pulse Off)

Description

On energisation of power supply, output(s) R starts at its/their initial state for timing duration T then change(s) to output(s) R close(s) for the same timing duration T.This cycle is repeated indefintely until power supply removal.Specially for RE17*, RE22R2AMU, RE22R2MMW, RE22R2MMU, RE22R2MJU,this D function can only be initiated by energizing Y1 permanently.The second output (R2) can be either timed (when set to "TIMED") or instantaneous (when set to "INST").

Function: 1 Output

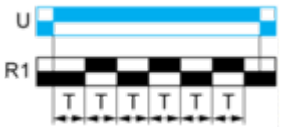

Function: 2 Outputs

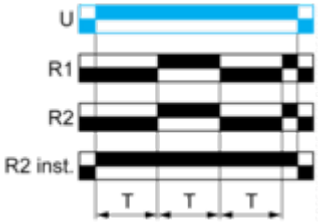

Function: 1 Output with Retrigger / Restart Control

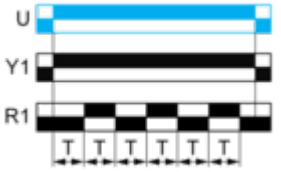

Function: 2 Output with Retrigger / Restart Control

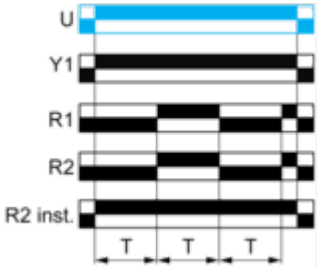

Function Dt: Symmetrical Flashing Relay (Starting Pulse Off) & With Pause / Summation Control

Description

On energisation of power supply, output(s) R starts at its/their initial state for timing duration T and the timing can be interrupted / paused each time X1 energizes.When the cumulative total of time periods elapsed reaches the pre-set value T, then changes to output(s) R close(s).The output(s) R close state will remain for the same timing duration T and the timing can be interrupted / paused each time X1 energizes.When the cumulative total of time periods elapsed reaches the pre-set value T, the output(s) R revert(s) to its/their initial state.This cycle is repeated indefintely until power supply removal.The second output (R2) can be either timed (when set to "TIMED") or instantaneous (when set to "INST").

Function: 1 Output

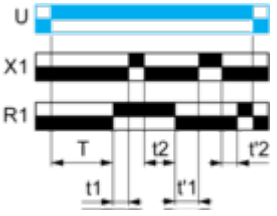

T = t1 + t2 +…
T = t'1 + t'2 +…

Function: 2 Outputs

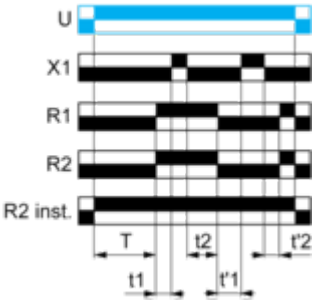

T = t1 + t2 +…
T = t'1 + t'2 +…

Function DW: Symmetrical Flashing Relay (Starting Pulse Off) & With Retrigger / Restart Control

Description

On energisation of power supply, output(s) R starts at its/their initial state for timing duration T then change(s) to output(s) R close(s) for the same timing duration T.This cycle is repeated indefintely until power supply removal.Specially for RE17*, RE22R2AMU, RE22R2MMW, RE22R2MMU, RE22R2MJU,this D function can only be initiated by energizing Y1 permanently.The second output (R2) can be either timed (when set to "TIMED") or instantaneous (when set to "INST").

Function: 1 Output



Function: 2 Outputs

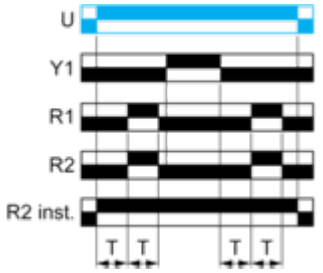

Function Di: Symmetrical Flashing Relay (Starting Pulse On)

Description

On energisation of power supply, output(s) R starts at output(s) R close(s) for timing duration T then revert(s) to its/their initial state for the same timing duration T.This cycle is repeated indefintely until power supply removal.The second output (R2) can be either timed (when set to "TIMED") or instantaneous (when set to "INST").

Function: 1 Output



Function: 2 Outputs

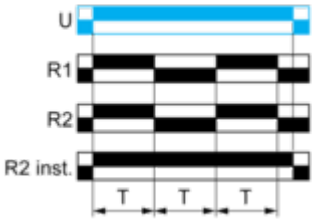

Function Dit: Symmetrical Flashing Relay (Starting Pulse On) & With Pause / Summation Control

Description

On energisation of power supply, output(s) R starts at output(s) R close(s) for timing duration T and the timing can be interrupted / paused each time X1 energizes.When the cumulative total of time periods elapsed reaches the pre-set value T, then revert(s) to its/their initial state.The output(s) R at initial state will remain for the same timing duration T and the timing can be interrupted / paused each time X1 energizes.When the cumulative total of time periods elapsed reaches the pre-set value T, the output(s) R change(s) to close state.This cycle is repeated indefintely until power supply removal.The second output (R2) can be either timed (when set to "TIMED") or instantaneous (when set to "INST").

Function: 1 Output

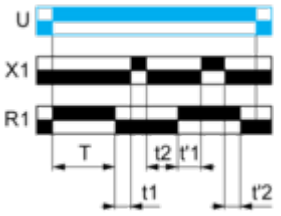

T = t1 + t2 +…
T = t'1 + t'2 +…

Function: 2 Outputs

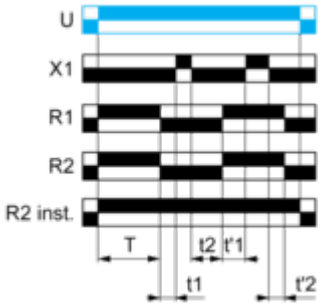

T = t1 + t2 +…
T = t'1 + t'2 +…

Function Diw: Symmetrical Flashing Relay (Starting Pulse On) & With Retrigger / Restart Control

Description

On energisation of power supply, output(s) R starts at output(s) R close(s) for timing duration T then revert(s) to its/their initial state for the same timing duration T.This cycle is repeated indefintely until power supply removal.At any state of the output(s) R when Y1 energizes, the output(s) R will revert to its/their initial state and followed by Y1 deenergizes then restarts the same operation as described at the beginning.The second output (R2) can be either timed (when set to "TIMED") or instantaneous (when set to "INST").

Function: 1 Output



Function: 2 Outputs

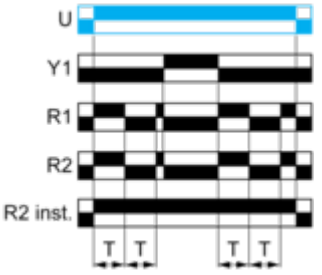

Function H: Interval Relay

Description

On energisation of power supply, output(s) R close(s) and timing period T starts.At the end of the timing period T, the output(s) R revert(s) to its/their initial state.The second output (R2) can be either timed (when set to "TIMED") or instantaneous (when set to "INST").

Function: 1 Output



Function: 2 Outputs

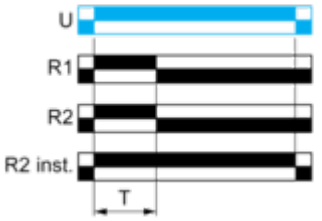

Function Ht: Interval Relay & With Pause / Summation Control

Description

On energisation of power supply, output(s) R close(s) and timing period T starts.
The timing can be interrupted / paused each time X1 energizes.
When the cumulative total of time periods elapsed reaches the pre-set value T, the output(s) R revert(s) to its/their initial state Reenergization of X1 will also cause output(s) R close(s) if the time has elapsed and restart the same operation as described at the beginning.
Except for RE17*, RE22R2MMW, RENF22R2MMW, RE22R2MMU and RE22R2MJU, timing can be interrupted / paused each time Y1 energizes.
The second output (R2) can be either timed (when set to “TIMED” or instantaneous (when set to “INST”).

Function: 1 Output

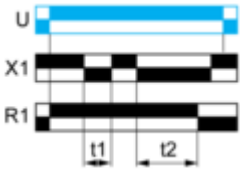

T = t1 + t2 +...

Function: 2 Outputs

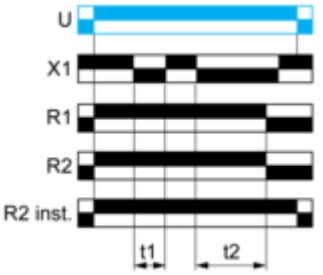

T = t1 + t2 +...

Function: 1 Output with Retrigger / Restart Control

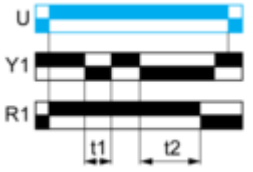

T = t1 + t2 +...

Function: 2 Outputs with Retrigger / Restart Control

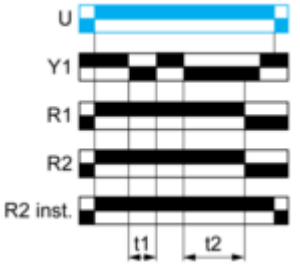

T = t1 + t2 +...

Function Hw: Interval Relay & with Retrigger / Restart Control

Description

On energisation of power supply, output(s) R close(s) and timing period T starts.At the end of the timing period T, the output(s) R revert(s) to its/their initial state.At any state of the output(s) R when Y1 energizes followed by deenergizes, the output(s) R close(s) then restarts the same operation as described at the beginning.The second output (R2) can be either timed (when set to "TIMED") or instantaneous (when set to "INST").

Function: 1 Output

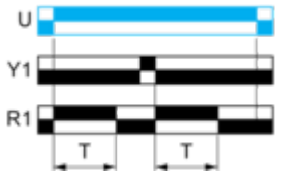

Function: 2 Outputs

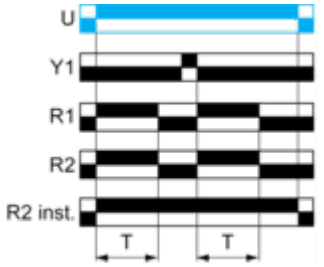

Function Qg: Star-Delta Relay (2 CO with same Common)

Description

On energisation of power supply, the output R3 closes such that energizes STAR CONTACTOR + MAIN CONTACTOR and the timing T starts (STAR connection time duration starts).At the end of the timing period T, the output R3 reverts to its initial state such that deenergizes STAR CONTACTOR and causes t transition time starts.At the end of the transition time, the output R4 closes such that energizes DELTA CONTACTOR. Diagnostic feature not available.

Function: 2 Outputs



t : 20, 40, 60, 80, 100, 120, 140 ms

Function Qgt: Star-Delta Relay (2 CO with same common) with Pause / Summation Control

Description

On energisation of power supply, the output R3 closes such that energizes STAR CONTACTOR + MAIN CONTACTOR and the timing T starts (STAR connection time duration starts).During STAR connection time, the timing can be interrupted / paused each time X1 energizes.When the cumulative total of time periods elapsed reaches the pre-set value T, R3 reverts to its initial state such that deenergizes STAR CONTACTOR and causes t transition time starts.At the end of the transition time, the output R4 closes such that energizes DELTA CONTACTOR. Diagnostic feature not available.

Function: 2 Outputs

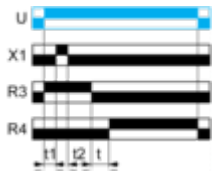

T = t1 + t2 +…

NOTE: RE22R2MYMR is with fixed transition time, t: 50ms

Function Qt: Star-Delta Relay (2 CO with Split Common)

Description

On energisation of power supply, the output R3 & R4 initializes at its initial state such that energizes STAR CONTACTOR + MAIN CONTACTOR and the timing T starts (STAR connection time duration starts).At the end of the timing period T, the output R3 closes such that deenergizes STAR CONTACTOR and causes t transition time starts.At the end of the transition time, the output R4 closes such that energizes DELTA CONTACTOR. Diagnostic feature not available.

Function: 2 Outputs

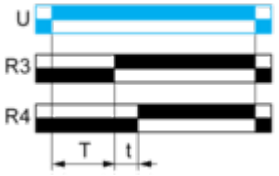

t : 20, 40, 60, 80, 100, 120, 140 ms

Function Qtt: Star-Delta Relay (2 CO with same common) with Pause / Summation Control

Description

On energisation of power supply, the output R3 & R4 initializes at its initial state such that energizes STAR CONTACTOR + MAIN CONTACTOR and the timing T starts (STAR connection time duration starts).During STAR connection time, the timing can be interrupted / paused each time X1 energizes.When the cumulative total of time periods elapsed reaches the pre-set value T, the output R3 closes such that deenergizes STAR CONTACTOR and causes t transition time starts.At the end of the transition time, the output R4 closes such that energizes DELTA CONTACTOR. Diagnostic feature not available.

Function: 2 Outputs

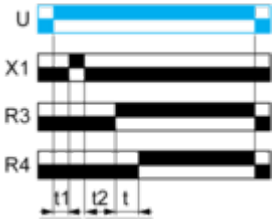

T = t1 + t2 +…

NOTE: RE22R2MYMR is with fixed transition time, t: 50ms

Function W: Interval Relay with Control Signal Off

Description

After energisation of power supply and on energization of Y1 following by denergization of Y1, the output(s) R close(s) and starts the timing T.At the end of the timing period, the output(s) R revert(s) to its/their initial state.The second output (R2) can be either timed (when set to "TIMED") or instantaneous (when set to "INST").

Function: 1 Output

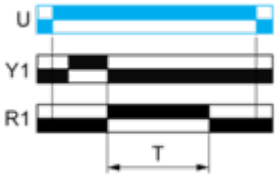

Function: 2 Outputs

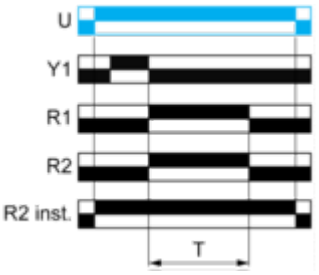

Function Wt: Interval Relay with Control Signal Off & with Pause / Summation Control

Description

After energisation of power supply and on energization of Y1 following by denergization of Y1, the output(s) R close(s) and starts the timing T.Timing can be interrupted / paused each time X1 energizes.When the cumulative total of time periods elapsed reaches the pre-set value T, the output(s) R revert(s) to its/their initial state.The second output (R2) can be either timed (when set to "TIMED") or instantaneous (when set to "INST").

Function: 1 Output

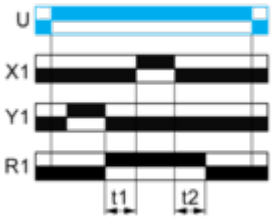

T = t1 + t2 +…

Function: 2 Outputs



T = t1 + t2 +…

Legend

Relay de-energised
Relay energised
Output open
Output closed

U -	Supply
R1/R2 -	2 timed outputs
Ta -	Adjustable On-delay
Tr -	Adjustable Off-delay
X1 -	Pause / Summation control
Y1 -	Retrigger / Restart control
X2 -	Function Selection
R2 inst. -	The second output is instantaneous if the right position is selected
T -	Timing period

R4 -	Delta contact output
t -	Delay to switch ON Delta contact output
R3 -	Star-Delta contact output

Image of product / Alternate images

Alternative





