Produkta datu lapa

Specifikācijas



Harmony daudzfunkciju relejs, 8A, 2CO, asimetriska ieslēgšanas aizkave un izslēgšanas aizkave no 0,05 s līdz 999 h 24–240 V AC DC

RENF22R2MMW

Galvenā

Produktu klāsts	Harmony taimera releji
Produkta vai sastāvdaļas veids	NFC taimera relejs
Ierīces īsais nosaukums	RENF22
Lietotne produktam	Ecostruxure Industrial Device (lejupielādējama no Google Play veikala vai Apple Store)

Papildinošs

Diskrēts izvades veids	Relejs
Nominālā izejas strāva	8 A
Kontaktu veids un sastāvs	2 C/O laika kontakts , bez kadmija 1 C/O savlaicīgs un tūlītējs kontakts , bez kadmija
Laika aizkaves veids	Strāvas ieslēgšanas aizkave Ieslēgšanas aizkave un izslēgšanas aizkave Pulsa kavēšanās Asimetriska ieslēgšanas aizkave un izslēgšanas aizkave Intervāls Izslēgšanas aizkave Simetriska mirgošana Aizsargs Zvaigzne-delta Asimetriska mirgošana Bistable
Laika aizkaves diapazons	0,05 s...999 st
Produktu saderība	NFC iespējota mobilā ierīce
Kontroles veids	Bez testa pogas
[Us] nominālais barošanas spriegums	24...240 V AC/DC
Atlaidiet ieejas spriegumu	<= 2,4 V
Sprieguma diapazons	0,85...1,1 Un
Maksimālā pārraidītā RF jauda	0,0002 mW
NFC darbības frekvence	13,56 MHz
Piegādes biežums	50...60 Hz +/- 5 %
Savienojumi - terminālī	skrūvju spailes , 1 x 0,5...1 x 3,3 mm² (AWG 20...AWG 12) ciets bez kabeļa gala skrūvju spailes , 2 x 0,5...2 x 2,5 mm² (AWG 20...AWG 14) ciets bez kabeļa gala skrūvju spailes , 1 x 0,2...1 x 2,5 mm² (AWG 24...AWG 14) elastīgs ar kabeļa galu skrūvju spailes , 2 x 0,2...2 x 1,5 mm² (AWG 24...AWG 16) elastīgs ar kabeļa galu
Pievilkšanas griezes moments	0,6…1 Nm atbilst IEC 60947-1 0,6…1,0 Nm atbilst IEC 60947-1
Korpusa materiāls	Polikarbonāts

Ir sasniegts maksimālais salīdzināmo produktu skaits. Lūdzu, atveriet sadaļu Salīdzināt produktus #SAITE# un izdzēsiet kādu produktu, lai turpinātu.

Atkārtojiet precizitāti	+/- 0,2 % priekš 10 s...999 st +/- 0,5 % priekš 100 ms...10 s +/- 0,7 % priekš 50...100 ms
Temperatūras novirze	+/- 0,05 %/°C
Sprieguma novirze	+/- 0,2 %/V
Laika aizkaves precizitātes iestatīšana	+/- 1 % pie 1...999 h pie 25 °C +/- 2 % pie 1...3600 s pie 25 °C +/- 20 ms pie 100 ms...10 s pie 25 °C +/- 30 ms pie 50...100 ms pie 25 °C
Laika aizkaves veids	strāvas ieslēgšanas aizkave - A- Strāvas ieslēgšanas aiztures relejs ieslēgšanas aizkave un izslēgšanas aizkave - Ac- ieslēgšanas aizkaves un izslēgšanas aiztures relejs ar vadības signālu pulsa kavēšanās - Ad- Impulsa aiztures relejs ar vadības signālu pulsa kavēšanās - Ah- Impulsa aiztures relejs (viens cikls) ar vadības signālu ieslēgšanas aizkave un izslēgšanas aizkave - Ak- asimetrisks ieslēgšanas aizkaves un izslēgšanas aizkaves relejs ar vadības signālu strāvas ieslēgšanas aizkave - Pie- jaudas ieslēgšanas aiztures relejs ar pauzi/summēšanu (Y1) intervāls - B- Viena intervāla relejs ar vadības signālu intervāls - Bw- dubultā intervāla relejs ar vadības signālu izslēgšanas aizkave - C- Izslēgšanas aizkaves relejs ar vadības signālu simetriska mirgošana - D - simetriski mirgojošs relejs (impulsa palaišanas izslēgšana) simetriska mirgošana - Disimetriski mirgojošs relejs (iedarbināšanas impulss) simetriska mirgošana - Dt — simetriski mirgojošs relejs (palaišanas impulsa izslēgšana) ar pauzi/summēšanu (Y1) simetriska mirgošana - Dit — simetriski mirgojošs relejs (ieslēgts impulss) ar pauzi/summēšanu (Y1) intervāls - H- Intervāla relejs intervāls - Ht — intervāla relejs ar pauzi/summēšanu (Y1) asimetriska mirgošana - Li - asimetrisks mirgojošs relejs (iedarbināšanas impulss) asimetriska mirgošana - Lt — asimetrisks mirgojošs relejs (palaišanas impulsa izslēgšana) ar pauzi/summēšanu (Y1) asimetriska mirgošana - Deg – asimetrisks mirgojošs relejs (ieslēgts impulss) ar pauzi/summēšanu (Y1) aizsargs - N- Drošības relejs aizsargs - O- Aizkavēts aizsargrelejs pulsa kavēšanās - P- Impulsa aiztures relejs ar fiksētu impulsa garumu pulsa kavēšanās - Pt- Impulsa aiztures relejs ar fiksētu impulsa garumu un pauzi/summēšanu zvaigzne-delta - Qt — Zvaigznes trīsstūra relejs (2 CO izejas ar kopīgu dalītu) zvaigzne-delta - Qtt — Zvaigznes trīsstūris relejs (2 CO izejas ar kopīgu dalītu) ar pauzi/summēšanu (Y1) bistable - TI- Bistabils relejs ar ieslēgtu vadības signālu bistable - Tt- Atkārtoti iedarbināms bistabils relejs ar ieslēgtu vadības signālu intervāls - W- Intervāla relejs ar izslēgtu vadības signālu asimetriska mirgošana - L- Asimetrisks mirgojošs relejs (iedarbināšanas impulsa izslēgšana)
Vadības signāla impulsa platums	100 ms ar slodzi paralēli 60 ms bez slodzes
Izolācijas pretestība	100 MOhmpie 500 V DC atbilst IEC 60664-1
Atveseļošanās laiks	120 ms par atslēgšanu no strāvas
Enerģijas patēriņš VA	3 VApie 240 V AC
Enerģijas patēriņš W	1,5 Wpie 240 V DC 0,6 Wpie 24 V DC
Komutācijas jauda VA	2000 VA
Minimālā pārslēgšanas strāva	10 mApie 5 V
Maksimālā pārslēgšanas strāva	8 A
Maksimālais pārslēgšanas spriegums	250 V
Elektriskā izturība	100000 cikli priekš pretestības , 8 Apie 250 V , AC
Mehāniskā izturība	10000000 cikli
Nominālais impulsu izturības spriegums	5 kV 1,2/50 µs atbilst IEC 60664-1

strāvas ieslēgšanas aizkave	100 ms
Ložņu attālums	4 kV/3 atbilst IEC 60664-1
Pārsprieguma kategorija	III atbilst IEC 60664-1
Drošības uzticamības dati	MTTFd = 227,5 gadi 100 % darba cikla nepārtrauktas darbības nosacījums 30 °C temperatūrā
Uzstādīšanas pozīcija	Jebkura pozīcija
Montāžas atbalsts	35 mm DIN sliede atbilst IEC 60715
statusa LED	Un , zaļš LED:(stabils) priekš barošana IESLĒGTA R1 , dzintars LED:(stabils) priekš relejs ir ieslēgts R2 , dzintars LED:(stabils) priekš relejs ir ieslēgts savienošana pārī , zaļš LED:(stabils) priekš komunikācijas statuss Un , zaļš LED:(ātri mirgo) priekš diagnostikas režīms R1 , dzintars LED:(mirgo) priekš notiek laika noteikšana R2 , dzintars LED:(mirgo) priekš notiek laika noteikšana
Maksimālais komunikācijas attālums	10 mm
Pieejama funkcija	A- Strāvas ieslēgšanas aiztures relejs - 2 C/O Ac- ieslēgšanas aizkaves un izslēgšanas aiztures relejs ar vadības signālu - 2 C/O Ad- Impulsa aiztures relejs ar vadības signālu - 2 C/O Ah- Impulsa aiztures relejs (viens cikls) ar vadības signālu - 2 C/O Ak- asimetrisks ieslēgšanas aizkaves un izslēgšanas aizkaves relejs ar vadības signālu - 2 C/O Pie- jaudas ieslēgšanas aiztures relejs ar pauzi/summēšanu (Y1) - 2 C/O B- Viena intervāla relejs ar vadības signālu - 2 C/O Bw- dubultā intervāla relejs ar vadības signālu - 2 C/O C- Izslēgšanas aizkaves relejs ar vadības signālu - 2 C/O D - simetriski mirgojošs relejs (impulsa palaišanas izslēgšana) - 2 C/O Disimetriski mirgojošs relejs (iedarbināšanas impulss) - 2 C/O Dt — simetriski mirgojošs relejs (palaišanas impulsa izslēgšana) ar pauzi/summēšanu (Y1) - 2 C/O Dit — simetriski mirgojošs relejs (ieslēgts impulss) ar pauzi/summēšanu (Y1) - 2 C/O H- Intervāla relejs - 2 C/O Ht — intervāla relejs ar pauzi/summēšanu (Y1) - 2 C/O Li - asimetrisks mirgojošs relejs (iedarbināšanas impulss) - 2 C/O Lt — asimetrisks mirgojošs relejs (palaišanas impulsa izslēgšana) ar pauzi/summēšanu (Y1) - 2 C/O Deg – asimetrisks mirgojošs relejs (ieslēgts impulss) ar pauzi/summēšanu (Y1) - 2 C/O N- Drošības relejs - 2 C/O O- Aizkavēts aizsargrelejs - 2 C/O P- Impulsa aiztures relejs ar fiksētu impulsa garumu - 2 C/O Pt- Impulsa aiztures relejs ar fiksētu impulsa garumu un pauzi/summēšanu - 2 C/O Qt — Zvaigznes trīsstūra relejs (2 CO izejas ar kopīgu dalītu) - 2 C/O Qtt — Zvaigznes trīsstūris relejs (2 CO izejas ar kopīgu dalītu) ar pauzi/summēšanu (Y1) - 2 C/O TI- Bistabils relejs ar ieslēgtu vadības signālu - 2 C/O Tt- Atkārtoti iedarbināms bistabils relejs ar ieslēgtu vadības signālu - 2 C/O W- Intervāla relejs ar izslēgtu vadības signālu - 2 C/O L- Asimetrisks mirgojošs relejs (iedarbināšanas impulsa izslēgšana) - 2 C/O
Operētājsistēma	Android versija >= V7.0 iOS versija >= V14.5
Platums	22,5 mm
Neto svars	0,0904 kg
Funkciju skaits	28

Vide

Imunitāte pret mikropārkāpumiem	10 ms
Dielektriskā izturība	2,5 kV priekš 1 mA/1 minūtepie 50 Hz ar starp releja izeju un barošanas bloku ar pamata izolāciju ar pamata izolācija

Standarti	IEC 61000-6-1 IEC 61000-6-2 IEC 61000-6-4 EN 61812-1 IEC 61000-6-3
direktīvas	2014/35/ES - zemsprieguma direktīva 2014/53/ES - radioiekārtu direktīva 2014/30/ES - elektromagnētiskā saderība
Produkta sertifikācija	CE CSA KC UL CCC EAC DNV-GL
Apkārtējā gaisa temperatūra darbībai	-20…60 °C
Apkārtējā gaisa temperatūra uzglabāšanai	-40…70 °C
IP aizsardzības pakāpe	IP40 mājoklis : atbilst IEC 60529 IP40 priekšpuse : atbilst IEC 60529 IP20 termināļi : atbilst IEC 60529
Piesārņojuma pakāpe	3 atbilst IEC 60664-1
Vibrācijas pretestība	20 m/s² (f= 10…150 Hz) atbilst IEC 60068-2-6
Triecienizturība	15 gn nedarbojas pie 11 ms atbilst IEC 60068-2-27 5 gn darbībā pie 11 ms atbilst IEC 60068-2-27
Relatīvais mitrums	95 %pie 25…55 °C
Elektromagnētiskā saderība	elektrostatiskās izlādes imunitātes tests - testa līmenis: 6 kV 3. līmenis (kontakta izlāde) atbilst IEC 61000-4-2 elektrostatiskās izlādes imunitātes tests - testa līmenis: 8 kV 3. līmenis (gaisa izplūde) atbilst IEC 61000-4-2 ātras pārejas imunitātes tests - testa līmenis: 1 kV 3. līmenis (kapacitatīvs savienojošais klips) atbilst IEC 61000-4-4 ātras pārejas imunitātes tests - testa līmenis: 2 kV 3. līmenis (tiešs kontakts) atbilst IEC 61000-4-4 pārsprieguma imunitātes tests - testa līmenis: 1 kV 3. līmenis (diferenciālais režīms) atbilst IEC 61000-4-5 pārsprieguma imunitātes tests - testa līmenis: 2 kV 3. līmenis (kopīgs režīms) atbilst IEC 61000-4-5 izstarotā radiofrekvences elektromagnētiskā lauka imunitātes pārbaude - testa līmenis: 10 V 3. līmenis (0,15...80 MHz) atbilst IEC 61000-4-6 elektromagnētiskā lauka imunitātes pārbaude - testa līmenis: 10 V/m 3. līmenis (80 MHz...1 GHz) atbilst IEC 61000-4-3 imunitāte pret mikropārrāvumiem un sprieguma kritumiem - testa līmenis: 30 % (500 ms) atbilst IEC 61000-4-11 imunitāte pret mikropārrāvumiem un sprieguma kritumiem - testa līmenis: 100 % (20 ms) atbilst IEC 61000-4-11 izstarotā emisija B klase atbilst EN 55022 veiktā emisija A klase atbilst EN 55022 elektromagnētiskā lauka imunitātes pārbaude - testa līmenis: 3 V/m 2. līmenis (1,4 GHz...2 GHz) atbilst IEC 61000-4-3 elektromagnētiskā lauka imunitātes pārbaude - testa līmenis: 1 V/m 1. līmenis (2...2,7 GHz) atbilst IEC 61000-4-3

Iepakošanas vienības

Pirmā iepakojuma vienības tips	PCE
Vienību skaits 1. iepakojumā	1
1. iepakojuma augstums	2,4 cm
1. iepakojuma platums	8,05 cm
1. iepakojuma garums	9,45 cm
1. iepakojuma svars	103,635 g
Otrā iepakojuma vienības tips	S02

Vienību skaits 2. iepakojumā	40
2. iepakojuma augstums	15 cm
2. iepakojuma platums	30 cm
2. iepakojuma garums	40 cm
2. iepakojuma svars	4,616 kg
Trešā iepakojuma vienības tips	P06
Vienību skaits 3. iepakojumā	640
3. iepakojuma augstums	70,0 cm
3. iepakojuma platums	60,0 cm
3. iepakojuma garums	80,0 cm
3. iepakojuma svars	84,13 kg

Līguma garantija

Garantija (mēnešos)	18

Environmental Data

Schneider Electric mērķis ir līdz 2050. gadam sasniegt nulles emisiju statusu, izmantojot piegādes ķēdes partnerību, zemākas ietekmes materiālus un cirkularitāti, izmantojot mūsu pašreizējo kampaņu "Use Better, Use Longer, Use Again", lai pagarinātu produktu kalpošanas laiku un to pārstrādājamību.

Environmental Data skaidrojums >

Kā mēs novērtējam produktu ilgtspēju >

Ietekme uz vidi

Kopējā dzīves cikla oglekļa pēda	**64 kg CO2 eq.**
Ražošanas posma oglekļa pēdas nospiedums [A1–A3]	**2 kg CO2 eq.**
Izplatīšanas posma oglekļa pēdas nospiedums [A4]	**0 kg CO2 eq.**
Uzstādīšanas posma oglekļa pēdas nospiedums [A5]	**0 kg CO2 eq.**
Lietošanas posma oglekļa pēdas nospiedums [B2, B3, B4, B6]	**62 kg CO2 eq.**
Dzīves cikla beigu posma oglekļa pēdas nospiedums [C1–C4]	**0.1 kg CO2 eq.**
Vides informācijas publiskošana	**Produkta ietekme uz vidi**

Use Better

Materiāli un iepakojums

Iepakojums izgatavots no pārstrādāta kartona	**Jā**
Iepakojums bez plastmasas	**Jā**
SCIP numurs	**A240dad7-4b53-46a1-86e7-1db382b82331**
ES RoHS direktīva	**Atbilst, Izmantojot Izņēmumu**
REACh regula	**Atsauce satur vielas virs noteiktās normas, kas rada ļoti lielas bažas**

Use Again

Pārsaiņošana un atkārtota ražošana

Cirkularitātes profils	**Informācija par ekspluatācijas izbeigšanu**
Atgriešana	**Jā**

Dimensions Drawings

Dimensions

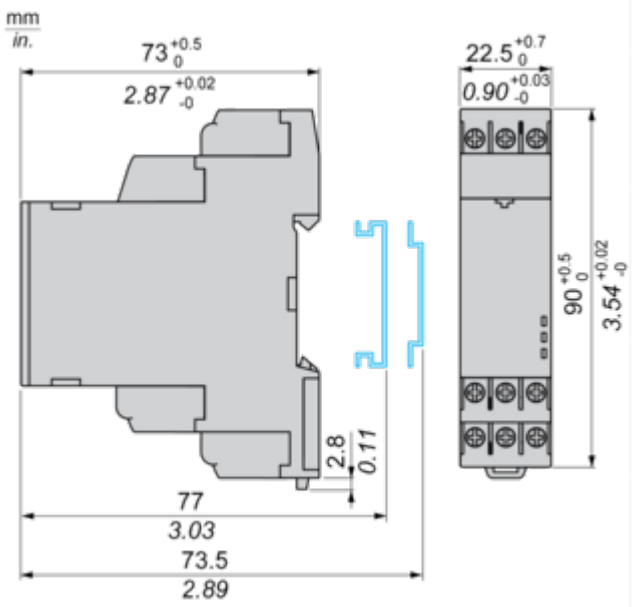

Connections and Schema

Internal Wiring Diagram

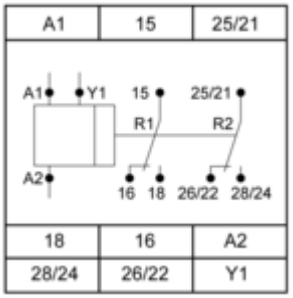

Wiring Diagram

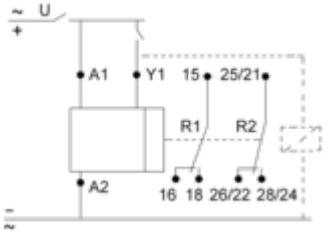

Technical Description

Function A: Power On-Delay Relay

Description

On energisation of power supply, the timing period T starts. After timing, the output(s) R close(s).The second output (R2) can be either timed (when set to "TIMED") or instantaneous (when set to "INST").

Function: 2 Output

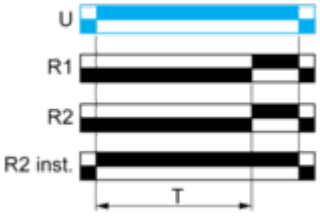

Function At: Power On-Delay Relay with Pause / Summation Control Signal

Description

On energisation of power supply, the timing period T starts.Timing can be interrupted / paused each time Y1 energizes. When the cumulative total of time periods elapsed reaches the pre-set value T, the output(s) R close(s).The second output (R2) can be either timed (when set to "TIMED") or instantaneous (when set to "INST").

Function: 2 Output

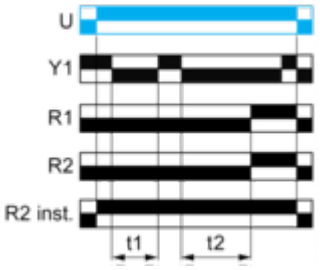

T = t1 + t2 +…

Function Ac: On-Delay and Off-Delay Relay with Control Signal

Description

After energisation of power supply and energization of Y1 causes the timing period T to start.
At the end of this timing period, the output(s) R close(s).
When deenergization of Y1, the timing T starts.
At the end of this timing period T,the output(s) R revert(s) to its/their initial position.
The second output (R2) can be either timed (when set to "TIMED") or instantaneous (when set to "INST").

Function: 2 Output

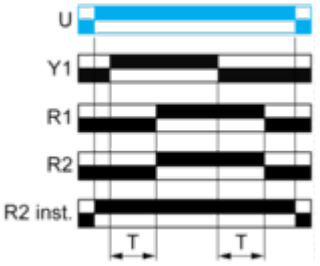

Function Ad : Pulse Delayed Relay with Control Signal

Description

After energisation of power supply, pulsing or maintaining of energization of Y1 starts the timing T.
At the end of this timing period T, the output(s) R close(s).
The output(s) R reverts to its initial position the next time Y1 is energized in pulsation or permanent energized manner.
The second output (R2) can be either timed (when set to "TIMED") or instantaneous (when set to "INST").

Function: 2 Output

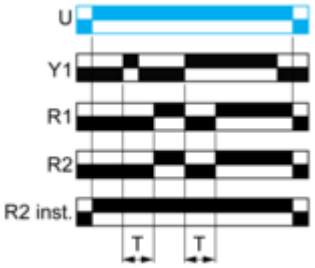

Function Ah : Pulse Delayed Relay (Single Cycle) with Control Signal

Description

After energisation of power supply, pulsing or maintaining of energization of Y1 starts the timing T.
A single flashing cycle then starts with 2 timing periods T of equal duration (start with output(s) R in initial position).
Output(s) R closes at the end of the first timing period T and reverts to its initial position at the end of the second timing period T.
Re-energizing of Y1, either in pulsation or permanent energized manner, will re-start the single flashing cycle again.
The second output (R2) can be either timed (when set to "TIMED") or instantaneous (when set to "INST").

Function: 2 Output

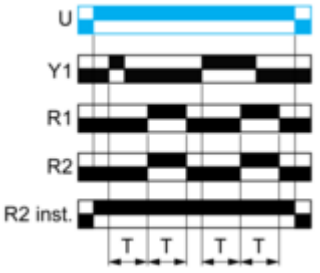

Function Ak: Asymmetrical On-Delay and Off-Delay Relay With Control Signal

Description

After energisation of power supply and energization of Y1, timing starts for a period Ta.
At the end of this timing period Ta, the output(s) R closes.
Deenergization of Y1 causes a second timing period Tr to start.
At the end of this timing period Tr, the output(s) R reverts to its initial state.
The second output (R2) can be either timed (when set to "TIMED") or instantaneous (when set to "INST").

Function: 2 Output

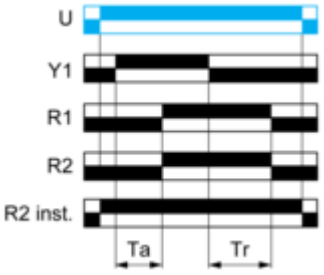

Function B: Single Interval Relay with Control Signal

Description

After energisation of power supply, pulsing or maintaining of energization of Y1 starts the timing T.
The output(s) R close(s) for the duration of the timing period T then revert(s) to its/their initial state.
The second output (R2) can be either timed (when set to "TIMED") or instantaneous (when set to "INST").

Function: 2 Output

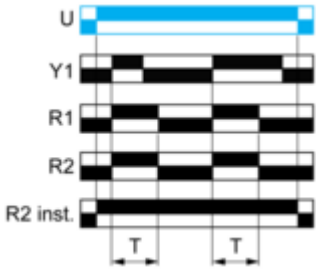

Function Bw : Double Interval Relay with Control Signal

Description

After energisation of power supply, transition of Y1 (either from energization to deenergization or vice-versa) will cause the output(s) R close(s) for the duration of the timing period T then revert(s) to its/their initial state.
The second output (R2) can be either timed (when set to "TIMED") or instantaneous (when set to "INST").

Function: 2 Output

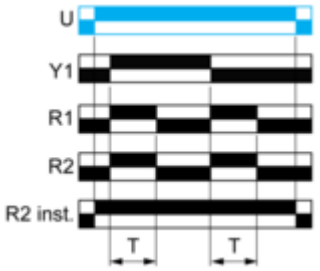

Function C: Off-Delay Relay with Control Signal

Description

After energisation of power supply and energization of Y1 causes output(s) R close(s). When Y1 deenergizes, timing T starts.At the end of this timing period T,the output(s) R revert(s) to its/their initial position.The second output (R2) can be either timed (when set to "TIMED") or instantaneous (when set to "INST").

Function: 2 Output

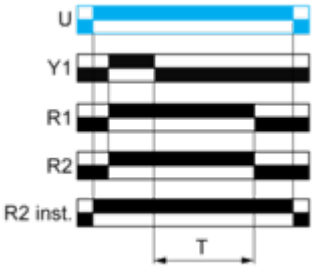

Function D: Symmetrical Flashing Relay (Starting Pulse-Off)

Description

On energisation of power supply, output(s) R starts at its/their initial state for timing duration T then change(s) to output(s) R close(s) for the same timing duration T.This cycle is repeated indefinitely until power supply removal. The second output (R2) can be either timed (when set to "TIMED") or instantaneous (when set to "INST").

Function: 2 Output

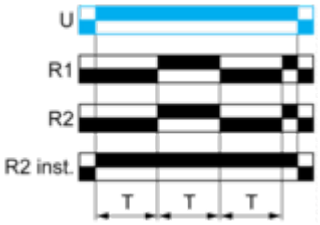

Function Di: Symmetrical Flashing Relay (Starting Pulse-On)

Description

On energisation of power supply, output(s) R starts at output(s) R close(s) for timing duration T then revert(s) to its/their initial state for the same timing duration T.This cycle is repeated indefintely until power supply removal.The second output (R2) can be either timed (when set to "TIMED") or instantaneous (when set to "INST").

Function: 2 Output

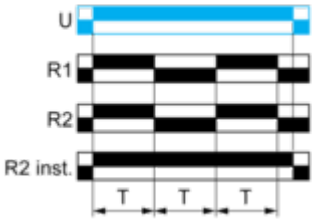

Function Dt: Symmetrical Flashing Relay (Starting Pulse-Off) With Pause / Summation Control Signal

Description

On energisation of power supply, output(s) R starts at its/their initial state for timing duration T and the timing can be interrupted / paused each time Y1 energizes.When the cumulative total of time periods elapsed reaches the pre-set value T, then changes to output(s) R close(s).The output(s) R close state will remain for the same timing duration T and the timing can be interrupted / paused each time Y1 energizes.When the cumulative total of time periods elapsed reaches the pre-set value T, the output(s) R revert(s) to its/their initial state.This cycle is repeated indefintely until power supply removal.The second output (R2) can be either timed (when set to "TIMED") or instantaneous (when set to "INST").

Function: 2 Output

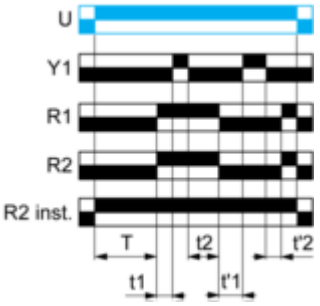

T = t1 + t2 +…
T = t'1 + t'2 +…

Function Dit: Symmetrical Flashing Relay (Starting Pulse-On) With Pause / Summation Control Signal

Description

On energisation of power supply, output(s) R starts at output(s) R close(s) for timing duration T and the timing can be interrupted / paused each time Y1 energizes.When the cumulative total of time periods elapsed reaches the pre-set value T, then revert(s) to its/their initial state.The output(s) R at initial state will remain for the same timing duration T and the timing can be interrupted / paused each time Y1 energizes.When the cumulative total of time periods elapsed reaches the pre-set value T, the output(s) R change(s) to close state.This cycle is repeated indefinitely until power supply removal.The second output (R2) can be either timed (when set to "TIMED") or instantaneous (when set to "INST").

Function: 2 Output

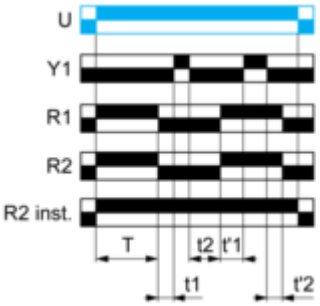

T = t1 + t2 +…
T = t'1 + t'2 +…

Function H: Interval Relay

Description

On energisation of power supply, output(s) R close(s) and timing period T starts.At the end of the timing period T, the output(s) R revert(s) to its/their initial state.The second output (R2) can be either timed (when set to "TIMED") or instantaneous (when set to "INST").

Function: 2 Output

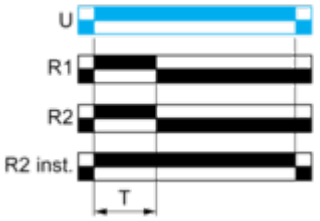

Function Ht: Interval Relay With Pause / Summation Control Signal

Description

On energisation of power supply, output(s) R close(s) and timing period T starts.The timing can be interrupted / paused each time Y1 energizes. When the cumulative total of time periods elapsed reaches the pre-set value T, the output(s) R revert(s) to its/their initial state. The second output (R2) can be either timed (when set to "TIMED" or instantaneous (when set to "INST").

Function: 2 Output

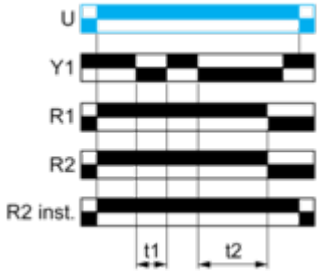

T = t1 + t2 +…

Function L: Asymmetrical Flashing Relay (Starting Pulse-Off)

Description

On energisation of power supply, output(s) R starts at its/their initial state for timing duration Tr then change(s) to output(s) R close(s) for the another timing duration Ta.
This cycle is repeated indefinitely until power supply removal.
The second output (R2) can be either timed (when set to "TIMED") or instantaneous (when set to "INST").

Function: 2 Output

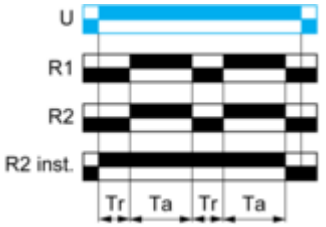

Function Li: Asymmetrical Flashing Relay (Starting Pulse-On)

Description

On energisation of power supply, output(s) R starts at output(s) R close(s) for timing duration Ta then change(s) to its/their initial state for timing duration Tr.
This cycle is repeated indefinitely until power supply removal.
The second output (R2) can be either timed (when set to "TIMED") or instantaneous (when set to "INST").

Function: 2 Output

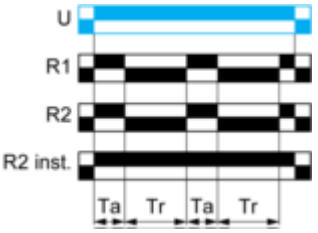

Function Lt: Asymmetrical Flashing Relay (Starting Pulse-Off) With Pause / Summation Control Signal

Description

On energisation of power supply, output(s) R starts at its/their initial state for timing duration Tr and the timing can be interrupted / paused each time Y1 energizes. When the cumulative total of time periods elapsed reaches the pre-set value Tr, then changes to output(s) R close(s).
The output(s) R close state will remain for the same timing duration Ta and the timing can be interrupted / paused each time Y1 energizes. When the cumulative total of time periods elapsed reaches the pre-set value Ta, the output(s) R revert(s) to its/their initial state.
This cycle is repeated indefinitely until power supply removal.
The second output (R2) can be either timed (when set to "TIMED") or instantaneous (when set to "INST").

Function: 2 Output

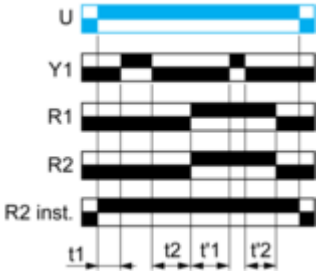

Tr = t1 + t2 +…
Ta = t'1 + t'2 +…

Function Lit: Asymmetrical Flashing Relay (Starting Pulse-On) With Pause / Summation Control Signal

Description

On energisation of power supply, output(s) R starts at output(s) R close(s) for timing duration Ta and the timing can be interrupted / paused each time Y1 energizes. When the cumulative total of time periods elapsed reaches the pre-set value Ta, the output(s) R revert(s) to its/their initial state.
The output(s) R at initial state will remain for timing duration Tr the timing can be interrupted / paused each time Y1 energizes. When the cumulative total of time periods elapsed reaches the pre-set value Tr, then changes to output(s) R close(s)
This cycle is repeated indefinitely until power supply removal.
The second output (R2) can be either timed (when set to "TIMED") or instantaneous (when set to "INST").

Function: 2 Output

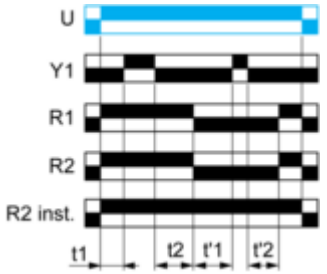

Ta = t1 + t2 +…
Tr = t'1 + t'2 +…

Function N : Safe-Guard Relay

Description

After energisation of power supply and on energization of Y1 cause the output(s) R close(s) and starts the timing T.
If the duration interval between 2 consecutive energization of Y1 is greater than the pre-set value T, the output(s) R close(s) at the end of the timing period.
If the duration interval between 2 consecutive energization of Y1 is less than the pre-set value T, the output(s) R remain(s) closed and timing restarted base on the last energization of Y1.
The second output (R2) can be either timed (when set to "TIMED") or instantaneous (when set to "INST").

Function: 2 Output

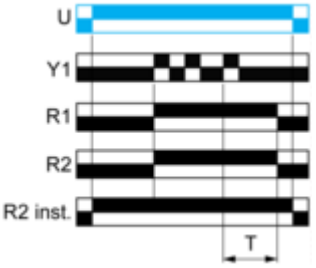

Function O : Delayed Safe-Guard Relay

Description

On energisation of power supply, the timing T starts.
At the end of this timing period, the output(s) R close(s).
On energization of Y1, the output(s) R revert(s) to its/their initial state and the timing T restarts.
If the duration interval between 2 consecutive energization of Y1 is greater than the pre-set value T, the output(s) R close(s) at the end of the timing period.
If the duration interval between 2 consecutive energization of Y1 is less than the pre-set value T, the output(s) R remain(s) at its/their initial state and timing restarted base on the last energization of Y1.
The second output (R2) can be either timed (when set to "TIMED") or instantaneous (when set to "INST").

Function: 2 Output

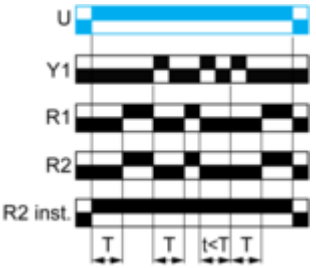

Function P : Pulse Delayed Relay with Fixed Pulse Length

Description

On energisation of power supply, the timing T starts.
At the end of this period, the output(s) R close(s) for a fixed time P then revert(s) to its/their initial state.
The second output (R2) can be either timed (when set to "TIMED") or instantaneous (when set to "INST").

Function: 2 Output

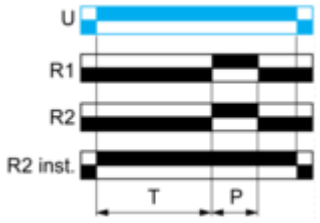

P = 500ms

Function Pt : Pulse Delayed Relay With Fixed Pulse Length and Pause / Summation Control Signal

Description

On energisation of power supply, the timing T starts.
The timing can be interrupted / paused each time Y1 energizes.
When the cumulative total of time periods elapsed reaches the pre-set value T, the output(s) R close(s) for a fixed time P then revert(s) to its/their initial state.
The second output (R2) can be either timed (when set to "TIMED") or instantaneous (when set to "INST").

Function: 2 Output

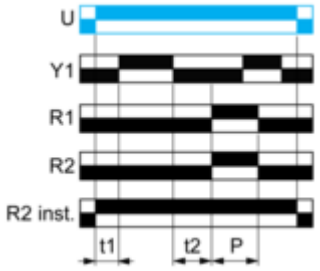

T = t1 + t2 + …
P = 500ms

Function Qt: Star-Delta Relay (2 CO Outputs with Split Common)

Description

On energisation of power supply, the output R3 & R4 initializes at its initial state such that energizes STAR CONTACTOR + MAIN CONTACTOR and the timing T starts (STAR connection time duration starts).At the end of the timing period T, the output R3 closes such that deenergizes STAR CONTACTOR and causes t transition time starts.At the end of the transition time, the output R4 closes such that energizes DELTA CONTACTOR. Diagnostic feature not available.

Function: 2 Output

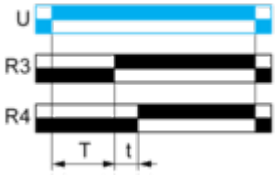

T = 50, 60... ms

Function Qtt: Star-Delta Relay (2 CO Outputs With Split Common) with Pause / Summation Control Signal

Description

On energisation of power supply, the output R3 & R4 initializes at its initial state such that energizes STAR CONTACTOR + MAIN CONTACTOR and the timing T starts (STAR connection time duration starts).During STAR connection time, the timing can be interrupted / paused each time Y1 energizes.When the cumulative total of time periods elapsed reaches the pre-set value T, the output R3 closes such that deenergizes STAR CONTACTOR and causes t transition time starts.At the end of the transition time, the output R4 closes such that energizes DELTA CONTACTOR. Diagnostic feature not available.

Function: 2 Output

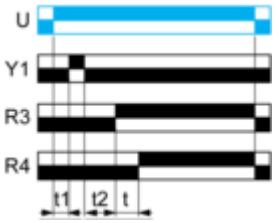

T = t1 + t2 +...
t = 50, 60 ... ms

Function TL : Bistable Relay with Control Signal On

Description

After energisation of power supply and on energization of Y1 cause the output(s) R close(s). The subsequent on energization of Y1 cause the output(s) R revert(s) to its/their initial state.
This cycle is repeated indefinitely until power supply removal.
The second output (R2) can be either timed (when set to "TIMED") or instantaneous (when set to "INST").

Function: 2 Output

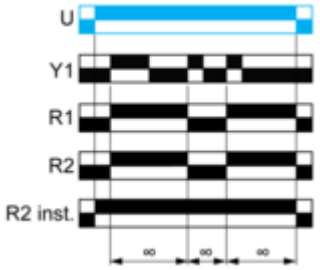

Function Tt : Retriggerable Bistable Relay with Control Signal On

Description

After energisation of power supply and on energization of Y1 cause the output(s) R close(s) and starts the timing T.
If the duration interval between 2 consecutive energization of Y1 is greater than the pre-set value T, the output(s) R will toggle from its/their present status the end of the timing period.
If the duration interval between 2 consecutive energization of Y1 is less than the pre-set value T, the output(s) R toggle from its/their present status as soon as Y1 energizes without completing T duration.
The second output (R2) can be either timed (when set to "TIMED") or instantaneous (when set to "INST").

Function: 2 Output

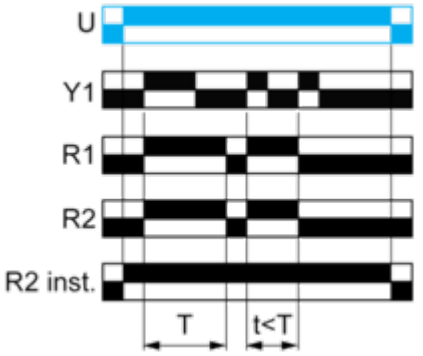

Function W: Interval Relay with Control Signal Off

Description

After energisation of power supply and on energization of Y1 following by denergization of Y1, the output(s) R close(s) and starts the timing T.At the end of the timing period, the output(s) R revert(s) to its/their initial state.The second output (R2) can be either timed (when set to "TIMED") or instantaneous (when set to "INST").

Function: 2 Output

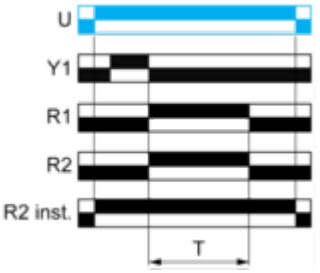

Legend

Relay de-energised
Relay energised
Output open
Output closed

U -	Supply
R1/R2 -	2 timed outputs
Ta -	Adjustable On-delay
Tr -	Adjustable Off-delay
Y1 -	Retrigger / Restart control
R2 inst. -	The second output is instantaneous if the right position is selected
T -	Timing period
R4 -	Delta contact output
t -	Delay to switch ON Delta contact output
R3 -	Star-Delta contact output

Image of product / Alternate images

Alternative





Produkta datu lapa RENF22R2MMW



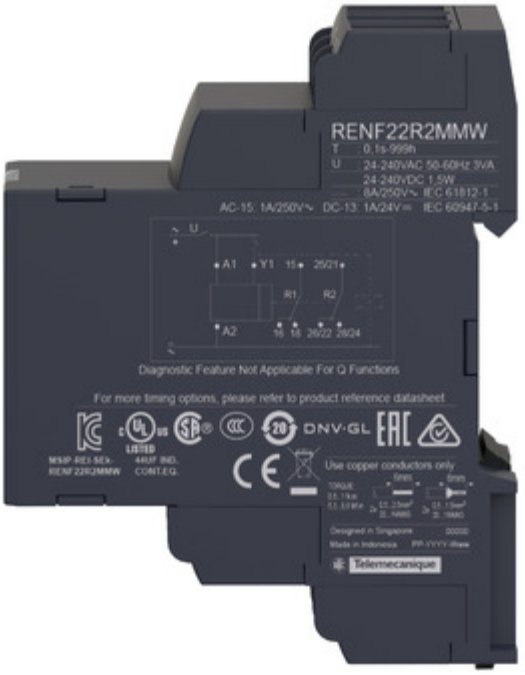

Produkta datu lapa RENF22R2MMW





Produkta datu lapa RENF22R2MMW

