Telephone distribution frame

F555

Description

Device with two input ports and eight RJ45 output ports for the distribution of one or 2 telephone lines in the following way:
- one telephone line can be shunted on all the output ports;
- two telephone lines can be shunted on two groups of output ports.

The selection of the mode of shunting is made using the changeover switch, as shown in the following table:

IN		OUT							
		1	2	3	4				
						5	6	7	8
L1+L2	1	x	x	x	x				
	2					x	x	x	x
L1	1	x	x	x	x	x	x	x	x

In alternative to the connection using the RJ45 connector, the input line cables may also be connected using traditional screw clamps.
Should it be necessary to distribute more than eight telephone lines, a second similar device may be connected in cascade to the main distribution frame.

Related items

L4665L20 and L4665L40 patch cord

Technical data

Operating temperature: 5 – 40 °C

Dimensional data

4 DIN modules

Front view

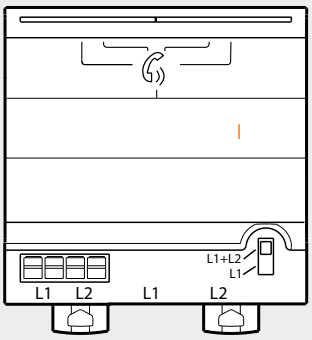

Top view

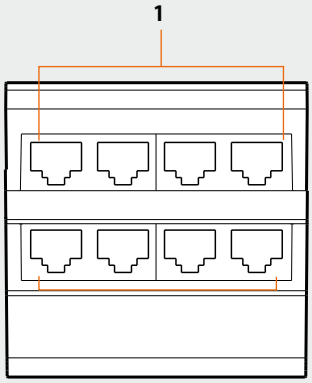

Bottom view

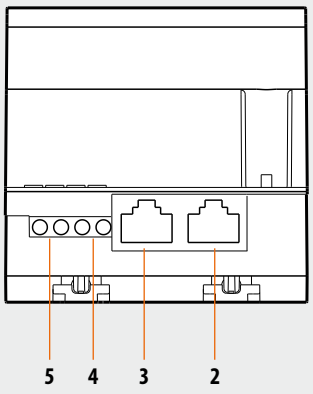

Legend

1. RJ45 ports, output telephone line
2. RJ45 port, line 2 input
3. RJ45 port, line 1 input
4. Screw clamp, line 2 input
5. Screw clamp, line 1 input

Telephone distribution frame

F555

Wiring diagram

Diagram for the shunting of one telephone line

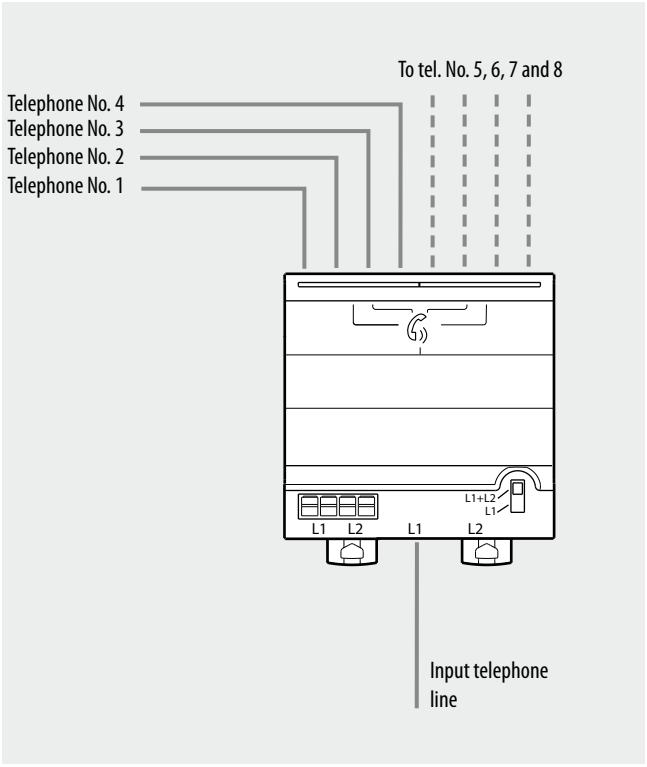

Diagram for the shunting of two telephone lines

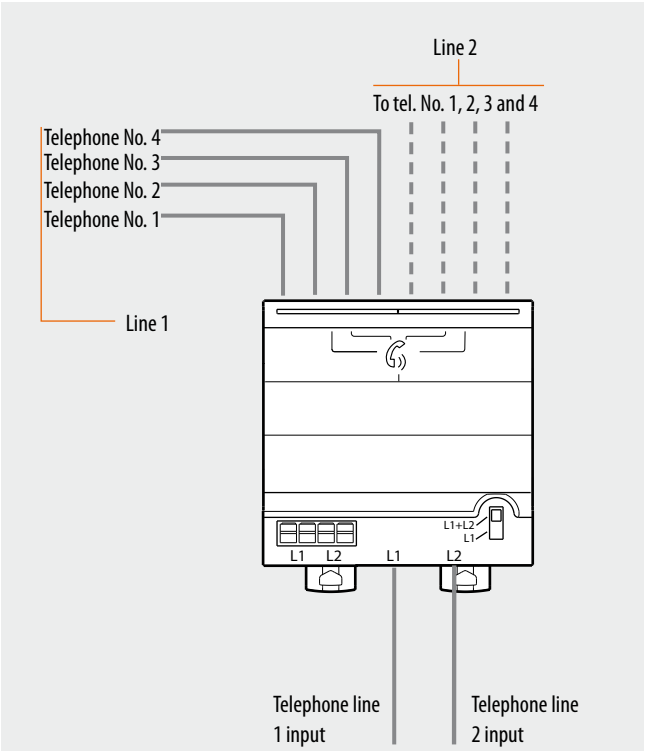

"In series" connection of the distribution frames to increase the number of available telephone lines

