via Messina, 38 - 20154 MILANO - Italia
Tel : 02/3480600 Fax : 02/3480610
www.bticino.com

AXOLUTE

Gas detector

Cat. No(s): HD4511V12 - HC4511/12 - HS4511/12 - HD4512V12 - HC4512/12 - HS4512/12 HD4520 - HC4520 - HS4520 - HD4541 - HC4541 - HS4541 F91/12E - L4525/12NO

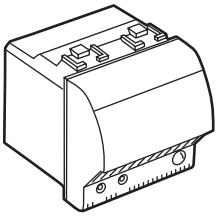

HD/HC/HS4511*

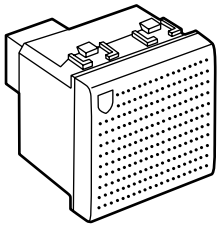

HD/HC/HS4541

1. USE

Indicates the presence of a gas via a LED and audible alarm signal.

2. RANGE

GAS DETECTORS		
	Methane gas detector with optical and audible alarm (85 dB). Internal self-diagnosis. Prearranged for the control of signal repeaters. Power supply 12 Vac/dc.	☐ HD4511V12 ▒ HC4511/12 ■ HS4511/12
	LPG detector with optical and audible alarm (85 dB). Internal self-diagnosis. Prearranged for the control of signal repeaters. Power supply 12 Vac/dc. 2 modules.	☐ HD4512V12 ▒ HC4512/12 ■ HS4512/12
SIGNAL REPEATER		
	Signal repeater for gas detectors. Optica/audible alarm. Relay output with 1 switching contact 6 A resistive, 2 A inductive. 2 modules	☐ HD4520 ▒ HC4520 ■ HS4520
TRANSFORMER		
	Safety transformer. Input 230 Vac - 50/60 Hz Output 12 Vac - 4 VA. 2 modules	☐ HD4541 ▒ HC4541 ■ HS4541
DIN TRANSFORMER		
	Safety transformer. Input 230 Vac - 50/60 Hz Output 12 Vac - 6 VA. Housing for DIN rail. 3 modules	○ F91/12E
SOLENOID VALVE		
	NO gas solenoid valve. Manual reset. Power supply 12 V - 50 Hz - Power 3 VA Consumption in non-working condition: 0 - max. pressure 500 mbar. IP65 protection degree Working temperature - 15° C to + 60° C - 3/4 "threaded caps and 1/2" reductions supplied.	○ L4525/12NO

Color code:
☐ White ▒ Tech ■ Anthracite ○ Neutral

3. OVERALL DIMENSIONS (mm)

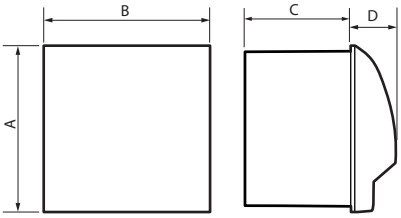

References	A	B	C	D
HD/HC/HS4511*	45	45	34	15
HD/HC/HS4512*	45	45	34	15
HD/HC/HS4520	45	45	34	15
HD/HC/HS4541	45	45	37	9.5

4. CONNECTION

Screw terminals
Stripping length: 9 mm

5. TECHNICAL CHARACTERISTICS

■ 5.1 Protection index
Penetration by solid bodies/liquid: IP 21 D
Impact test: IK 04

■ 5.2 Material characteristics
Material: Polycarbonate for mechanism case
PC for key cover
Colour: Anthracite, White, Tech
Halogen free.
UV resistant.
Self-extinguishing:
+ 850° C / 30 s for insulating parts holding live parts in place.
+ 650° C / 30 s for other parts made of insulating materials.

■ 5.3 Climatic characteristics
Storage and operating temperatures: - 5° C to + 35° C

■ 5.4 Characteristics of the solenoid valve
- IP65
- Operating temperature: - 15° C to + 60° C

6. CLEANING

Surface cleaning with a cloth.
Do not use: acetone, tar remover, trichloroethylene.

Caution: A preliminary test should be carried out if other specific cleaning products are to be used.

7. STANDARDS AND APPROVALS

Compliance with standards of installation and manufacturing.
Refer to e. catalogue.