DCDA-33M | Dimming actuator, 3-channel



EAN code
DCDA-33M: 8595188146807

Technical parameters	DCDA-33M
Power supply	
Supply terminals:	Un+, GND
Supply voltage:	12 - 60 V
Consuption:	min. 0.5 W, max. 165 W
Supply voltage from BUS / tolerance:	27V DC, -20 / +15 %
Outputs	
Dimming load:	LED chips controlled by variable streams or alternatively multiple LED chips connected in series*
Number of channels:	3
Rated current:	350 mA - 2 A
Output power:	3x 50 W
Output voltage:	6.5 - 55 V
Switching voltage:	Un
Output indication	LED OUT1, OUT2, OUT3
- light:	ON
- short:	flashing
- no light:	OFF
Control	
DALI:	1200 bit/s, 250 mA
BUS:	compatible with iNELS3, consumption < 4 mA
DMX:	250 kbit/s, 512 channels, control RGB(M) 3(4) channels
Operating conditions	
Relative humidity:	max. 80 %
Operating temperature:	-20°C to +55°C
Storage temperature:	-30°C to +70°C
Protection degree:	IP20 device, IP40 mounitg in the switchboard
Overvoltage category:	II.
Pollution degree:	2
Operating position:	vertical
Installation:	into switchboard on DIN rail EN60715
Implementation:	3-MODULE
Dimensions and weight	
Dimensions:	90 x 52 x 65 mm
Weight:	135g

* for more information, see our manual.

Setting the DIP switches

Setting the DALI communication interface - Switch 1 and 2.

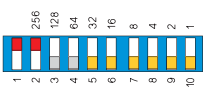

Setting the BUS communication interface - Switch 1 and 2.

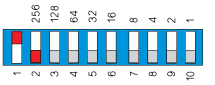

Setting the DMX communication interface - Switch 1.
Setting address - Switch 2-10.

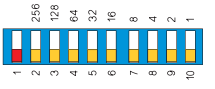

- DCDA-33M is a dimming unit designed to dim single-color and RGB LED light sources controlled by variable current.
- The actuator has three independent channels and each output channel is individually addressable and controllable.
- DCDA-33M actuator can be controlled from the BUS, DALI or DMX.
- When controlling the unit from the BUSes and DMX, also the fourth virtual channel can be supported to control overall brightness (BUS – set in iDM3, DMX – set by long press of the PRG button).
- DCDA-33M can directly control from the system iNELS where the communication interface is the installation BUS.
- If for controlling, a communication interface DALI or DMX is used, it is possible to use the master unit EMDC-64M.
- The supply voltage of the dimming unit must be at least 4V higher than the expected output voltage on the load.
- Setting the communication interface and addresses of actuators is performed using DIP switches:
  a) switch No. 1
  - In the upper position determines DALI or BUS
  - In the lower position determines DMX
  b) switch No. 2 (if that switch 1 is in the upper position)
  - In the upper position determines DALI
  - In the lower position determines BUS
- Using the control buttons on the front panel, you can manually control the output.
- The input circuits of communication interfaces are optically isolated from the supply voltage connected lamp unit, and is therefore resistant to electromagnetic interference.
- DCDA-33M in 3-module is designed for panel mounting on DIN rail EN60715.

Connection

