NAPA-ED

VE049300



[Model variant]

Electromechanical time switch, 230 Vac, 96-tripper, daily programming. The device has no power reserve. Installation can be wall-mounted, panel-mounted or DIN-rail mounted.

General features

- Three-position selector switch:
  - 0 permanently off
  - I permanently on
  - 🕒 automatic operation via trippers
- Accessory supplied for wall-mounted or DIN-rail mounted installation
- External dial with captive trippers
- Internal dial with hands for current time indication

Technical specifications

Power supply	
Power supply	230 Vac (-10% ÷ +10%)
Frequency	50 / 60 Hz
Absorption	1.8 VA
Parameter settings	
Programming	Daily
Minimum manoeuvring time	15 min
Measure	
Watch accuracy	± 1 second/day at 23 °C
Operating conditions	
Operating temperature range	-10 ÷ 45 °C
Insulation class	II
Connectable loads	
Incandescent lamps	3000 W
Fluorescent lamps (neon)	1200 VA
Halogen lamps (low voltage)	2000 VA
Halogen lamps (230 V)	3000 W

Vemer S.p.A. declines all responsibility for the use of the products for purposes other than those for which they are intended, as indicated in the technical documentation. Vemer S.p.A. reserves the right to make, without prior notice, such changes as may, in its sole discretion, improve the technical and functional characteristics of the products and the related production logic. The technical characteristics and images of the products indicated are given for information only and are not binding in any way, since they may be modified without prior notice.

Connectable loads	
Low Consumption Lamps (CLF)	1000 VA, 900 VA
LED lamps	200 VA
Viewing	
Dial	24 hours
Number of trippers	96
Outputs	
Relay number	1
Relay capacity at 250 Vac	16 (4) A
Terminations	
Maximum cable cross-section	4 mm²
Mechanical features	
Protection degree	IP20
Physical features	
Device command	Trippers
Overall dimensions	
Height (A)	72 mm
Width (B)	72 mm
Depth (C)	54 mm

Vemer S.p.A. declines all responsibility for the use of the products for purposes other than those for which they are intended, as indicated in the technical documentation. Vemer S.p.A. reserves the right to make, without prior notice, such changes as may, in its sole discretion, improve the technical and functional characteristics of the products and the related production logic. The technical characteristics and images of the products indicated are given for information only and are not binding in any way, since they may be modified without prior notice.

Dimensions

Front View

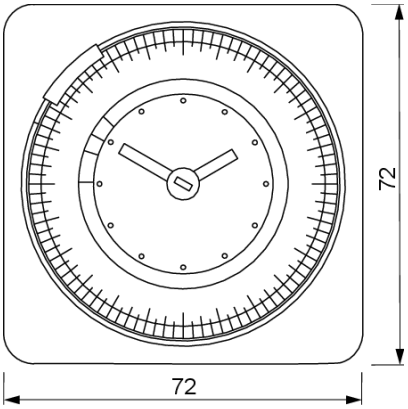

Side View

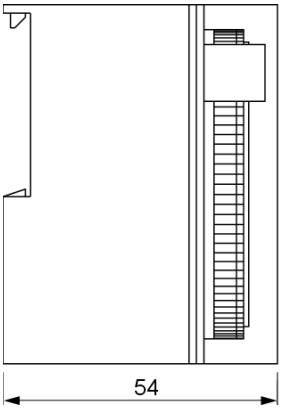

Drilling template for rear panel / panel mounting

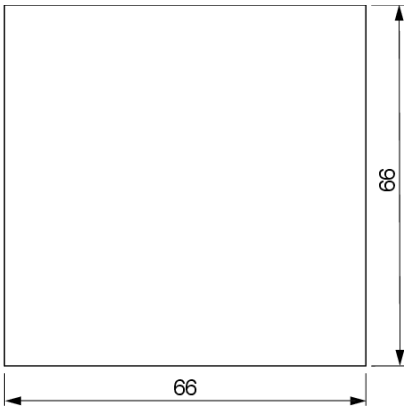

Rear-panel mounting

Drilling spacing for wall-mounted installation

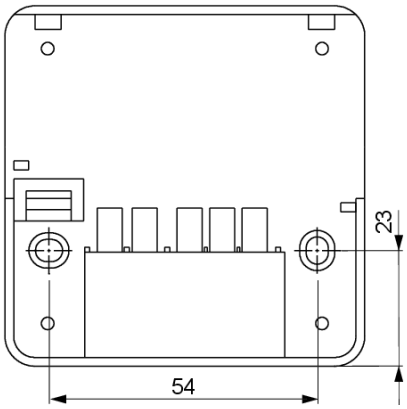

Wall mounting

Wiring diagram

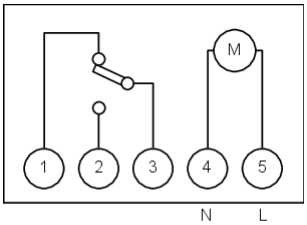

Graphic details

Vemer S.p.A. declines all responsibility for the use of the products for purposes other than those for which they are intended, as indicated in the technical documentation. Vemer S.p.A. reserves the right to make, without prior notice, such changes as may, in its sole discretion, improve the technical and functional characteristics of the products and the related production logic. The technical characteristics and images of the products indicated are given for information only and are not binding in any way, since they may be modified without prior notice.

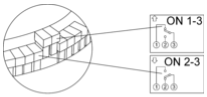

Reference standards

Compliance with Community Directives:

• 2014/35/UE (LVD) • 2014/30/UE (EMCD) • 2011/65/UE e 2015/863/UE (ROHS)

is declared with reference to the following Standards:

• EN IEC 60730-2-7 • EN IEC 63000

Vemer S.p.A. declines all responsibility for the use of the products for purposes other than those for which they are intended, as indicated in the technical documentation. Vemer S.p.A. reserves the right to make, without prior notice, such changes as may, in its sole discretion, improve the technical and functional characteristics of the products and the related production logic. The technical characteristics and images of the products indicated are given for information only and are not binding in any way, since they may be modified without prior notice.