TMS 12/24

VE791400



Stabilised switching power supply unit for DIN-rail mounted (2 modules), with primary voltage of 115-230 Vac or 110-350 Vdc and secondary voltage of 12 Vdc, power 24 W. The device is designed for use in civil, commercial and industrial environments, in any area where stabilised DC voltage is required such as constant voltage LEDs, release coils, alarm systems, sensors, cameras, solenoid locks and solenoid valves.

General features

- A small, compact and easy-to-carry switching device with higher efficiency than a linear power supply.
- Output voltage adjustable via a dedicated trimmer shown on the connection diagram on the product
- Internal input protection fuse with electronic protection against thermal overload and short circuit, to avoid hazardous conditions for users or adjacent components
- Blue LED that visually provides the operating status of the power supply unit based on behaviour:
  - steady light: normal operation
  - flashing light: presence of anomalies, short circuit or output overload
  - off: no power supply or thermal protection intervention
- Electronic thermal protection against short circuits and overloads with automatic reset
- Wiring diagram shown directly on the product

Technical specifications

Power supply	
Power supply	115 ÷ 230 Vac, 110 ÷ 350 Vdc
Frequency	50 / 60 Hz
Functional characteristics	
Output current	2 A
Output voltage	12 Vdc
Output power	24 W
Operating conditions	
Operating temperature range	-10 ÷ 40 °C
Relative humidity	0% ÷ 95% RH
Insulation class	II
Terminations	
Maximum cable cross-section	2.5 mm²

Vemer S.p.A. declines all responsibility for the use of the products for purposes other than those for which they are intended, as indicated in the technical documentation. Vemer S.p.A. reserves the right to make, without prior notice, such changes as may, in its sole discretion, improve the technical and functional characteristics of the products and the related production logic. The technical characteristics and images of the products indicated are given for information only and are not binding in any way, since they may be modified without prior notice.

Revision date: 2026-02-02

Overall dimensions	
Height (A)	90 mm
Width (B)	36 mm
Depth (C)	66 mm

Dimensions

Front View

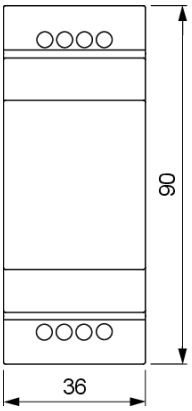

Side View

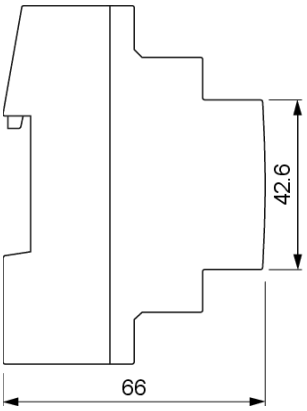

Wiring diagram

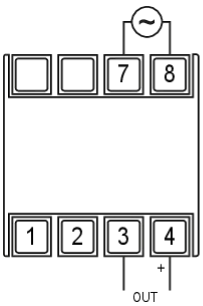

Terminal 1: Output Adjust
Terminal 2: Status LED

Reference standards

Compliance with Community Directives:

• 2014/35/UE (LVD) • 2014/30/UE (EMCD) • 2011/65/UE e 2015/863/UE (ROHS)

is declared with reference to the following Standards:

• EN IEC 61000-6-3 • EN IEC 61000-6-1 • EN IEC 62386-1 • EN IEC 63000

Vemer S.p.A. declines all responsibility for the use of the products for purposes other than those for which they are intended, as indicated in the technical documentation. Vemer S.p.A. reserves the right to make, without prior notice, such changes as may, in its sole discretion, improve the technical and functional characteristics of the products and the related production logic. The technical characteristics and images of the products indicated are given for information only and are not binding in any way, since they may be modified without prior notice.