EV2M-2DIN

VE149100



A measuring device that simultaneously displays voltage and current on two 3-digit display sections. DIN-rail mounted (2-module), 230 Vac power supply, 600 V / TA x/5 A AC rating.

General features

- Power connection terminals
- Parameter setting key
- Terminals for measurement connection
- Simultaneous display of voltage and current values:
  - Upper 3-digit display for voltage
  - Lower 3-digit display for current
- Selectable CT ratios from 5/5 A to 1000/5 A with 5-step increments
- Direct voltage insertion
- Current supply via external transformer x/5 A

Technical specifications

Power supply	
Power supply	230 Vac (-15% ÷ +10%)
Frequency	50 / 60 Hz
Absorption	4 VA
Measure	
Voltage display resolution	1 V (full scale 615 V)
Current display resolution	10 mA (full scale 6 A)
Current measurement accuracy	± 0.5 % of full scale value ± 1 digit
Voltage measurement accuracy	± 0.5 % of full scale value ± 1 digit
Voltage circuit absorption	< 2,5 VA
Current circuit absorption	< 2,5 VA
Type of insertion - current	Via external CT x/5 with internal shunt
Type of insertion - voltage	Direct
Minimum measurable current	20 mA
Minimum measurable voltage signal	10 V

Vemer S.p.A. declines all responsibility for the use of the products for purposes other than those for which they are intended, as indicated in the technical documentation. Vemer S.p.A. reserves the right to make, without prior notice, such changes as may, in its sole discretion, improve the technical and functional characteristics of the products and the related production logic. The technical characteristics and images of the products indicated are given for information only and are not binding in any way, since they may be modified without prior notice.

Revision date: 2026-02-02

Measure	
Minimum measurable current signal	20 mA
Minimum measurable voltage	10 V
Operating conditions	
Operating temperature range	-10 ÷ 45 °C
Viewing	
Display	2 red LEDs
Digits number	3 (for each display)
Digits size	7.6 mm
Viewing	2 x 3-digit LED displays
Terminations	
Termination type	Terminal blocks
Maximum cable cross-section	6 mm²
Mechanical features	
Protection degree	IP20 IP51 (on the front)
Overall dimensions	
Height (A)	87 mm
Width (B)	36 mm
Depth (C)	65 mm

Dimensions

Front View

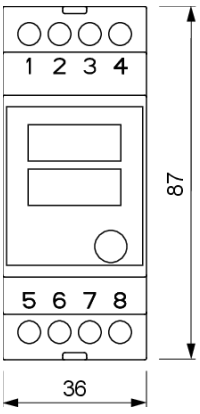

Side View

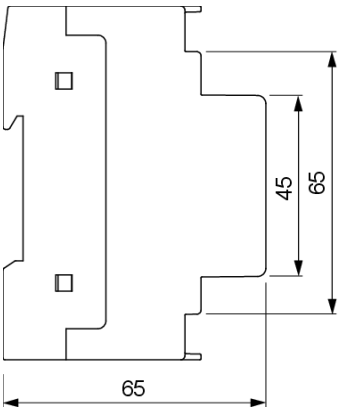

Vemer S.p.A. declines all responsibility for the use of the products for purposes other than those for which they are intended, as indicated in the technical documentation. Vemer S.p.A. reserves the right to make, without prior notice, such changes as may, in its sole discretion, improve the technical and functional characteristics of the products and the related production logic. The technical characteristics and images of the products indicated are given for information only and are not binding in any way, since they may be modified without prior notice.

Wiring diagram

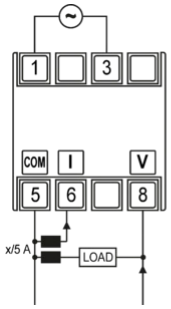

Graphic details

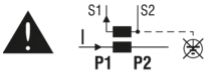

Warning: the secondary circuits of current transformers MUST NOT be connected to earth.

Reference standards

Compliance with Community Directives:

• 2014/35/UE (LVD) • 2014/30/UE (EMCD) • 2011/65/UE e 2015/863/UE (ROHS)

is declared with reference to the following Standards:

• EN 61010-1 • EN IEC 61000-6-2 • EN IEC 61000-6-3 • EN IEC 63000

Vemer S.p.A. declines all responsibility for the use of the products for purposes other than those for which they are intended, as indicated in the technical documentation. Vemer S.p.A. reserves the right to make, without prior notice, such changes as may, in its sole discretion, improve the technical and functional characteristics of the products and the related production logic. The technical characteristics and images of the products indicated are given for information only and are not binding in any way, since they may be modified without prior notice.