EV3M-D

VE333100



TRMS digital multimeter for displaying the main electrical quantities of 3- or 4-wire three-phase systems via LED display. DIN-rail mounted (4 modules), 230 Vac power supply, capacity 3x300 (500) V / TA x/5 A AC.

General features

- Power terminals and voltage measurement
- Keys for parameter setting and menu navigation
- Current measurement terminals
- Three 3-digit, 7-segment LED displays for the display of measured quantities
- Measured quantities
  - phase voltage, phase-to-phase voltage
  - phase current
  - phase active power, phase apparent power, phase reactive power
  - power factor (cosφ)
  - frequency
  - neutral current
- Selectable CT transformation ratios
  - from 5/5 to 1000/5 in steps of 5
  - from 1000/5 to 10000/5 in steps of 50
- Direct voltage insertion
- Current supply via external transformer x/5 A

Technical specifications

Power supply	
Power supply	230 Vac (-15% ÷ +10%)
Frequency	50 / 60 Hz
Absorption	2,7 (2,1) VA (W)
Measure	
Voltage display resolution	1 V
Current display resolution	10 mA
Current measurement accuracy	± 0.5 % of full scale value ± 1 digit
Voltage measurement accuracy	± 0.5 % of full scale value ± 1 digit

Vemer S.p.A. declines all responsibility for the use of the products for purposes other than those for which they are intended, as indicated in the technical documentation. Vemer S.p.A. reserves the right to make, without prior notice, such changes as may, in its sole discretion, improve the technical and functional characteristics of the products and the related production logic. The technical characteristics and images of the products indicated are given for information only and are not binding in any way, since they may be modified without prior notice.

Revision date: 2026-02-02

Measure	
Voltage circuit absorption	< 2,5 VA
Current circuit absorption	< 2,5 VA
Type of insertion - current	Via external CT x/5
Type of insertion - voltage	Direct
Minimum measurable current	150 mA
Minimum measurable voltage signal	10 V
Minimum measurable current signal	150 mA
Minimum measurable voltage	10 V
Operating conditions	
Operating temperature range	-10 ÷ 45 °C
Relative humidity	10% ÷ 90% non-condensing RH
Storage temperature range	-25 ÷ 70 °C
Viewing	
Display	3 red LEDs
Digits number	3 (for each display)
Digits size	14 mm
Viewing	3 x 3-digit LED displays
Terminations	
Maximum cable cross-section	6 mm²
Mechanical features	
Protection degree	IP20 IP51 (on the front)
Overall dimensions	
Height (A)	87 mm
Width (B)	72 mm
Depth (C)	65 mm

Vemer S.p.A. declines all responsibility for the use of the products for purposes other than those for which they are intended, as indicated in the technical documentation. Vemer S.p.A. reserves the right to make, without prior notice, such changes as may, in its sole discretion, improve the technical and functional characteristics of the products and the related production logic. The technical characteristics and images of the products indicated are given for information only and are not binding in any way, since they may be modified without prior notice.

Dimensions

Front View

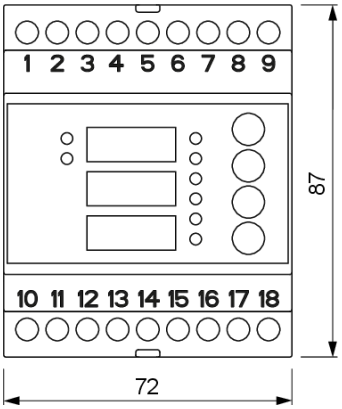

Side View

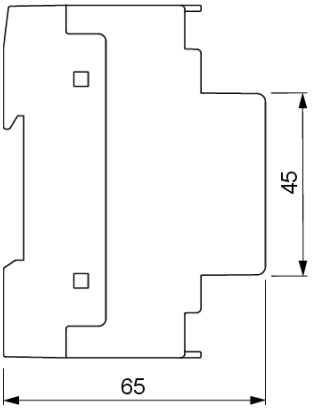

Wiring diagram

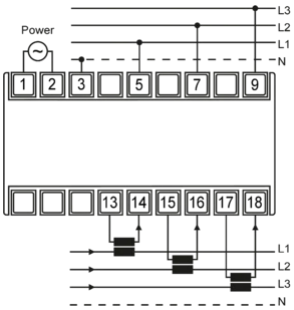

Graphic details

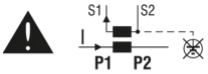

Warning: the secondary circuits of current transformers MUST NOT be connected to earth.

Reference standards

Compliance with Community Directives:

• 2014/35/UE (LVD) • 2014/30/UE (EMCD) • 2011/65/UE e 2015/863/UE (ROHS)

is declared with reference to the following Standards:

• EN 61010-1 • EN IEC 61000-6-2 • EN IEC 61000-6-3 • EN IEC 63000

Vemer S.p.A. declines all responsibility for the use of the products for purposes other than those for which they are intended, as indicated in the technical documentation. Vemer S.p.A. reserves the right to make, without prior notice, such changes as may, in its sole discretion, improve the technical and functional characteristics of the products and the related production logic. The technical characteristics and images of the products indicated are given for information only and are not binding in any way, since they may be modified without prior notice.