Energy-400 PWR

VN964300



Static energy meter for displaying active energy consumption in three-phase 400 Vac systems. 4-module 400 Vac power supply for DIN-rail mounted, current input up to 1000 A via x/5 CTs, with electromechanical counter and pulse output.

General features

- Green LED: power presence
- Red LED: identifies the energy count (each blink equals 1/4 kWh)
- Yellow LED: identifies connection error
- Selector for transformation ratio: CT selection via dip-switches located under the front cover
- 7-digit non-resettable electromechanical counter
- Amperometric connection via CT x/5 A
- Selectable CT ratios (for CT x/5 A): 5 – 10 – 25 – 50 – 75 – 100 – 125 – 150 – 200 – 250 – 300 – 400 – 500 – 600 – 800 – 1000/5 A
- Possibility of connection in three-phase and three-phase + N systems
- Optoisolated pulse output for PC display of consumed energy via dedicated software (Energy-view) and the corresponding concentrator module (CLIP-485)
- Note: when connecting the device, the CT transformation ratio must exactly match the ratio described above, selectable on the device

Technical specifications

Power supply	
Power supply	3x230 (400) Vac (-15% ÷ +10%)
Frequency	50 / 60 Hz
Measure	
Energy display resolution	1 kWh
Active energy measurement accuracy	Class A (EN 50470)
Voltage circuit absorption	<2,5 VA
Current circuit absorption	< 2,5 VA

Vemer S.p.A. declines all responsibility for the use of the products for purposes other than those for which they are intended, as indicated in the technical documentation. Vemer S.p.A. reserves the right to make, without prior notice, such changes as may, in its sole discretion, improve the technical and functional characteristics of the products and the related production logic. The technical characteristics and images of the products indicated are given for information only and are not binding in any way, since they may be modified without prior notice.

Revision date: 2026-02-02

Measure	
AC current range	5 A 10 A 25 A 50 A 75 A 100 A 125 A 150 A 200 A 250 A 300 A 400 A 500 A 600 A 800 A 1000 A
Starting current	< 15 mA
Reference current	5 A
Maximum current	6 A
Operating conditions	
Operating temperature range	-10 ÷ 55 °C
Relative humidity	10% ÷ 90% non-condensing RH
Storage temperature range	-25 ÷ 70 °C
Viewing	
Features of electromechanical counter	7 digits
Viewing	Electromechanical counter
Outputs	
Optoisolated pulse output	✓
Pulse weight	1 kWh
Pulse duration	100 ms
Pulse output current	< 20 mA
Output pulse voltage	9 ÷ 24 Vdc
Mechanical features	
Protection degree	IP20
Overall dimensions	
Height (A)	87 mm
Width (B)	72 mm
Depth (C)	65 mm

Vemer S.p.A. declines all responsibility for the use of the products for purposes other than those for which they are intended, as indicated in the technical documentation. Vemer S.p.A. reserves the right to make, without prior notice, such changes as may, in its sole discretion, improve the technical and functional characteristics of the products and the related production logic. The technical characteristics and images of the products indicated are given for information only and are not binding in any way, since they may be modified without prior notice.

Dimensions

Front View

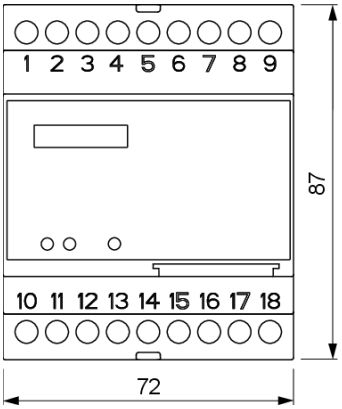

Side View

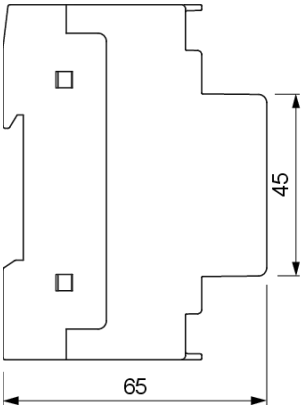

Wiring diagram

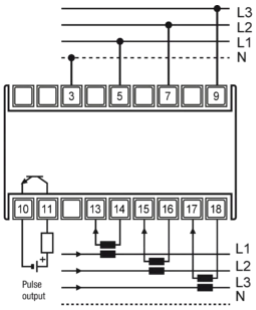

Connection with 3 CTs WITH or WITHOUT neutral (3 or 4 wires)

Graphic details

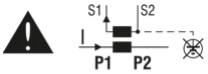

Warning: the secondary circuits of current transformers MUST NOT be connected to earth.

Accessories compatible with the product

CLIP-485

VN905600

Energy series concentrator module for meters

LAN-485

VE304200

LAN/RS-485 interface + software (on request)

Energy-View

VN970000

System consisting of a USB/RS-485 interface and software for energy meters

Vemer S.p.A. declines all responsibility for the use of the products for purposes other than those for which they are intended, as indicated in the technical documentation. Vemer S.p.A. reserves the right to make, without prior notice, such changes as may, in its sole discretion, improve the technical and functional characteristics of the products and the related production logic. The technical characteristics and images of the products indicated are given for information only and are not binding in any way, since they may be modified without prior notice.

Reference standards

Compliance with Community Directives:

• 2014/35/UE (LVD) • 2014/30/UE (EMCD) • 2011/65/UE e 2015/863/UE (ROHS)

is declared with reference to the following Standards:

• EN 61010-1 • EN 50470-1 • EN 50470-3 • EN IEC 63000

Vemer S.p.A. declines all responsibility for the use of the products for purposes other than those for which they are intended, as indicated in the technical documentation. Vemer S.p.A. reserves the right to make, without prior notice, such changes as may, in its sole discretion, improve the technical and functional characteristics of the products and the related production logic. The technical characteristics and images of the products indicated are given for information only and are not binding in any way, since they may be modified without prior notice.