CLIP-485

VN905600



The concentrator module, with Energy-View software, allows remote PC monitoring of up to 8 energy meters (single-phase, three-phase, etc.) with pulse output. Connection is via RS-485 serial line using MODBUS (RTU or ASCII). Clip-485 can manage two separate tariffs via a dedicated dry contact input (e.g., external timer), enabling cost differentiation by time slot for efficient resource management.

General features

- Green LED: power presence
- Red LED: data transit on RS-485 serial line
- Input for time band management (dual tariff)
- Dip-Switch flap
- 10-position DIP switch for devices address setting
- Each concentrator module can connect up to 8 ENERGY series energy meters, located at a maximum distance of 25 m
- PC connection via RS-485 serial line operating with “MODBUS” protocol, RTU or selectable ASCII
- Each RS-485 serial line (screened and twisted cable, minimum cross-section 0.75 mm²) can connect:
  - up to 31 concentrator modules without signal amplifiers, provided the distance does not exceed 1000 m.
  - up to 247 concentrator modules in groups of 30, separated by appropriate signal amplifiers.
- Minimum pulse duration: 30 ms, maximum: 240/800 ms
- Maximum pulse frequency: 3600 imp/kWh
- Double rates management to differentiate costs according to 2 time slots
- Note: data updating in the concentrator module also occurs with the PC disconnected

Technical specifications

Power supply	
Power supply	230 Vac (-15% ÷ +10%)
Frequency	50 / 60 Hz
Absorption	2 VA
Connectivity	
Maximum distance between device and counters	25 m
Operating conditions	
Operating temperature range	-10 ÷ 45 °C
Relative humidity	20% ÷ 90% non-condensing RH
Storage temperature range	-25 ÷ 70 °C

Vemer S.p.A. declines all responsibility for the use of the products for purposes other than those for which they are intended, as indicated in the technical documentation. Vemer S.p.A. reserves the right to make, without prior notice, such changes as may, in its sole discretion, improve the technical and functional characteristics of the products and the related production logic. The technical characteristics and images of the products indicated are given for information only and are not binding in any way, since they may be modified without prior notice.

Revision date: 2026-02-02

Inputs	
No. of connectable meters	8 max
Outputs	
Serial interface output	✓
Pulse weight	0.28 Wh
Pulse duration	50 ÷ 240/800 ms
Mechanical features	
Protection degree	IP40
Overall dimensions	
Height (A)	87 mm
Width (B)	72 mm
Depth (C)	65 mm

Dimensions

Front View

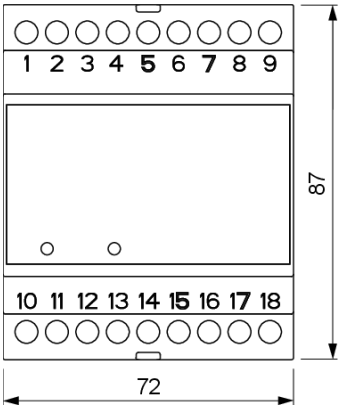

Side View

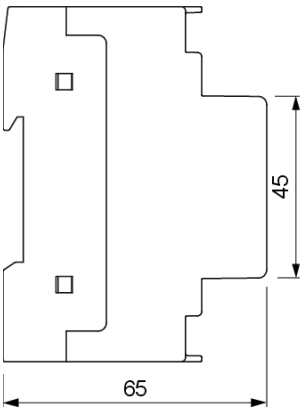

Wiring diagram

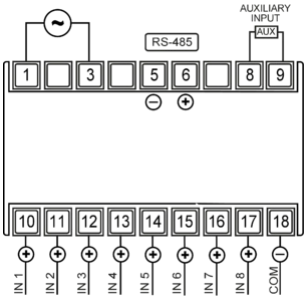

Auxiliary input:

- with external contact open = Tariff 1
- with external contact closed = Tariff 2

Vemer S.p.A. declines all responsibility for the use of the products for purposes other than those for which they are intended, as indicated in the technical documentation. Vemer S.p.A. reserves the right to make, without prior notice, such changes as may, in its sole discretion, improve the technical and functional characteristics of the products and the related production logic. The technical characteristics and images of the products indicated are given for information only and are not binding in any way, since they may be modified without prior notice.

Accessories compatible with the product

Energy-View

VN970000

System consisting of a USB/RS-485 interface and software for energy meters

LAN-485

VE304200

LAN/RS-485 interface + software (on request)

Reference standards

Compliance with Community Directives:

• 2014/35/UE (LVD) • 2014/30/UE (EMCD) • 2011/65/UE e 2015/863/UE (ROHS)

is declared with reference to the following Standards:

• EN 61010-1 • EN IEC 61000-6-2 • EN IEC 61000-6-3 • EN IEC 63000

Vemer S.p.A. declines all responsibility for the use of the products for purposes other than those for which they are intended, as indicated in the technical documentation. Vemer S.p.A. reserves the right to make, without prior notice, such changes as may, in its sole discretion, improve the technical and functional characteristics of the products and the related production logic. The technical characteristics and images of the products indicated are given for information only and are not binding in any way, since they may be modified without prior notice.