TUC 60 2000/5A

VM738200



Through-bar current transformer for AC devices x/5 A, suitable for DIN-rail or panel mounting (using the supplied supports).

General features

- Busbar passage: 60-10 mm
- Cable passage: Ø 51 mm
- Double clamp for secondary
- Opening (hole) for cable or busbar passage (primary)

Technical specifications

Overall dimensions	
Height (A)	136.5 mm
Width (B)	105 mm
Depth (C)	87 mm

Dimensions

Front View

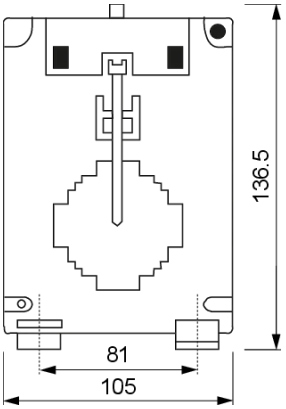

Side View

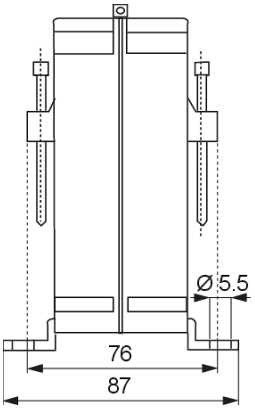

Hole Detail

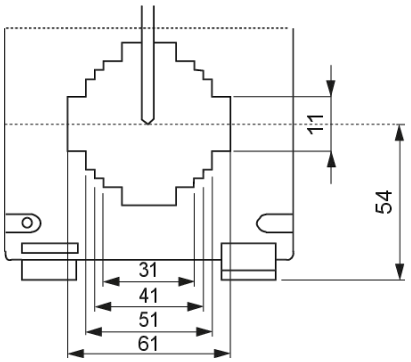

Vemer S.p.A. declines all responsibility for the use of the products for purposes other than those for which they are intended, as indicated in the technical documentation. Vemer S.p.A. reserves the right to make, without prior notice, such changes as may, in its sole discretion, improve the technical and functional characteristics of the products and the related production logic. The technical characteristics and images of the products indicated are given for information only and are not binding in any way, since they may be modified without prior notice.

Revision date: 2026-02-02

TUC 60 2000/5A

VM738200

Wiring diagram

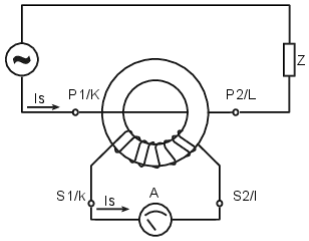

When connecting all current transformers, it is important to respect the current directions.

- Primary: P1/K to P2/L
- Secondary: S1/k to S2/l

Note: The current-carrying capacity of the current transformer must correspond to the full scale of the device.

Product variants

TUC 60 400/5A
VM730900
Through-bar current transformer 400/5 A

TUC 60 500/5A
VM731700
Through-bar current transformer 500/5 A

TUC 60 600/5A
VM732500
Through-bar current transformer 600/5 A

TUC 60 800/5A
VM734100
Through-bar current transformer 800/5 A

TUC 60 1000/5A
VM735800
Through-bar current transformer 1000/5 A

TUC 60 1200/5A
VM736600
Through-bar current transformer 1200/5 A

TUC 60 1500/5A
VM737400
Through-bar current transformer 1500/5 A

Reference standards

Compliance with Community Directives:

• 2014/35/UE (LVD) • 2014/30/UE (EMCD) • 2011/65/UE e 2015/863/UE (ROHS)
is declared with reference to the following Standards:

• EN 61010-1 • EN 61869-2 • EN IEC 61000-6-2 • EN IEC 61000-6-3 • EN IEC 63000

Vemer S.p.A. declines all responsibility for the use of the products for purposes other than those for which they are intended, as indicated in the technical documentation. Vemer S.p.A. reserves the right to make, without prior notice, such changes as may, in its sole discretion, improve the technical and functional characteristics of the products and the related production logic. The technical characteristics and images of the products indicated are given for information only and are not binding in any way, since they may be modified without prior notice.

Revision date: 2026-02-02