TUC 80 2500/5A

VM749900



Through-bar current transformer for AC devices x/5 A, suitable for DIN-rail or panel mounting (using the supplied supports).

General features

- Busbar passage: 80–100 mm
- Cable passage: Ø 65 mm
- Double clamp for secondary
- Opening (hole) for cable or busbar passage (primary)

Technical specifications

Power supply	
Frequency	50 / 60 Hz
Measure	
Transformation ratio	2500/5 A
Functional characteristics	
Maximum continuous overload	1,2 In A A
Safety factor	<5
Maximum operating voltage	720 V
Rated withstand voltage at 50 Hz for 1 min	3 kV
Rated power Class 0.5	15 VA
Rated power Class 1	20 VA
Rated power Class 3	30 VA
Operating conditions	
Operating temperature range	-10 ÷ 50 °C
Physical features	
Insulated housing	✓
Overall dimensions	
Height (A)	161.5 mm
Width (B)	131 mm

Vemer S.p.A. declines all responsibility for the use of the products for purposes other than those for which they are intended, as indicated in the technical documentation. Vemer S.p.A. reserves the right to make, without prior notice, such changes as may, in its sole discretion, improve the technical and functional characteristics of the products and the related production logic. The technical characteristics and images of the products indicated are given for information only and are not binding in any way, since they may be modified without prior notice.

Revision date: 2026-02-02

TUC 80 2500/5A

VM749900

Overall dimensions	
Depth (C)	87 mm

Dimensions

Front View

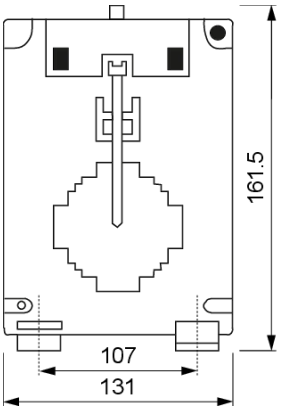

Side View

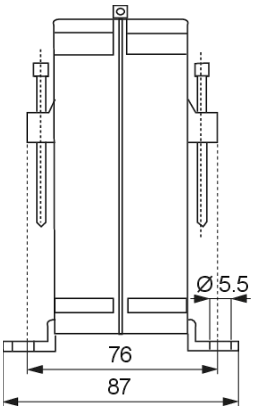

Hole Detail

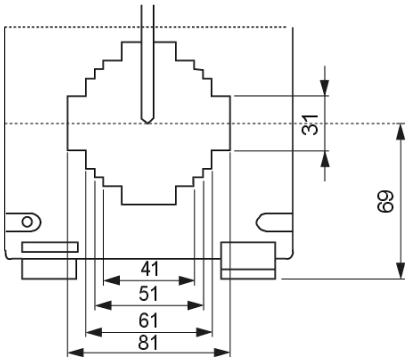

Wiring diagram

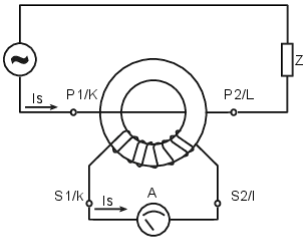

When connecting all current transformers, it is important to respect the current directions.

- Primary: P1/K to P2/L
- Secondary: S1/k to S2/l

Note: The current-carrying capacity of the current transformer must correspond to the full scale of the device.

Product variants

TUC 80 400/5A
VM740800
Through-bar current transformer 400/5 A

TUC 80 500/5A
VM741600
Through-bar current transformer 500/5 A

TUC 80 600/5A
VM742400
Through-bar current transformer 600/5 A

TUC 80 750/5A
VM743200
Through-bar current transformer 750/5 A

TUC 80 800/5A
VM744000
Through-bar current transformer 800/5 A

TUC 80 1000/5A
VM745700
Through-bar current transformer 1000/5 A

TUC 80 1200/5A
VM746500
Through-bar current transformer 1200/5 A

TUC 80 1500/5A
VM747300
Through-bar current transformer 1500/5 A

TUC 80 2000/5A
VM748100
Through-bar current transformer 2000/5 A

Vemer S.p.A. declines all responsibility for the use of the products for purposes other than those for which they are intended, as indicated in the technical documentation. Vemer S.p.A. reserves the right to make, without prior notice, such changes as may, in its sole discretion, improve the technical and functional characteristics of the products and the related production logic. The technical characteristics and images of the products indicated are given for information only and are not binding in any way, since they may be modified without prior notice.

Revision date: 2026-02-02

Reference standards

Compliance with Community Directives:

• 2014/35/UE (LVD) • 2014/30/UE (EMCD) • 2011/65/UE e 2015/863/UE (ROHS)

is declared with reference to the following Standards:

• EN 61010-1 • EN 61869-2 • EN IEC 61000-6-2 • EN IEC 61000-6-3 • EN IEC 63000

Vemer S.p.A. declines all responsibility for the use of the products for purposes other than those for which they are intended, as indicated in the technical documentation. Vemer S.p.A. reserves the right to make, without prior notice, such changes as may, in its sole discretion, improve the technical and functional characteristics of the products and the related production logic. The technical characteristics and images of the products indicated are given for information only and are not binding in any way, since they may be modified without prior notice.