Shunt 400A

VJ36903522



Shunt with 400 A capacity.

General features

- Shunt for DC measuring instruments
- Nominal voltage drop: 60 mV

Technical specifications

Measure	
Accuracy	± 0.5%
Transformation ratio	400 A / 60 mV
Functional characteristics	
Permissible overload	1.2 In permanent 5 In tmax 5s
Operating conditions	
Operating temperature range	-20 ÷ 60 °C
Physical features	
Number of screws	2x1
Hexagonal screw DIN 933-5.8	M16 x 45
Bolt DIN 934-5	M16
Washer DIN 125-St.	17
Overall dimensions	
Height (A)	145 mm
Width (B)	40 mm
Depth (C)	30 mm
Other dimensions	
Dimension - D	20 mm
Dimension - F	105 mm
Dimension - G	10 mm
Dimension - H	10 mm
Dimension - I	55 mm

Vemer S.p.A. declines all responsibility for the use of the products for purposes other than those for which they are intended, as indicated in the technical documentation. Vemer S.p.A. reserves the right to make, without prior notice, such changes as may, in its sole discretion, improve the technical and functional characteristics of the products and the related production logic. The technical characteristics and images of the products indicated are given for information only and are not binding in any way, since they may be modified without prior notice.

Revision date: 2026-02-02

Shunt 400A

VJ36903522

Dimensions

Front View

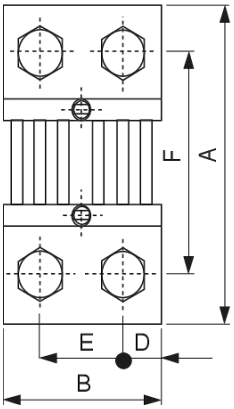

Side View

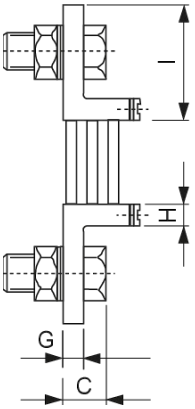

Product variants

Shunt 4A
VJ36741322
4 A Shunt

Shunt 5A
VJ36741422
5 A Shunt

Shunt 6A
VJ36741522
6 A Shunt

Shunt 10A
VJ36742022
10 A Shunt

Shunt 20A
VJ36742222
20 A Shunt

Shunt 25A
VJ36742322
25 A Shunt

Shunt 50A
VJ36742622
50 A Shunt

Shunt 60A
VJ36742722
60 A Shunt

Shunt 80A
VJ36742822
80 A Shunt

Shunt 100A
VJ36742922
100 A Shunt

Shunt 150A
VJ36743122
150 A Shunt

Shunt 200A
VJ36823222
200 A Shunt

Shunt 250A
VJ36823322
250 A Shunt

Shunt 300A
VJ36903422
300 A Shunt

Shunt 500A
VJ37083622
500 A Shunt

Shunt 600A
VJ37083722
600 A Shunt

Shunt 1200A
VJ37244122
1200 A Shunt

Shunt 1500A
VJ37244222
1500 A Shunt

Shunt 2500A
VJ37324422
2500 A Shunt

Reference standards

Compliance with Community Directives:

• 2014/35/UE (LVD) • 2014/30/UE (EMCD) • 2011/65/UE e 2015/863/UE (ROHS)
is declared with reference to the following Standards:

• EN 61010-1 • EN IEC 61000-6-2 • EN IEC 61000-6-3 • EN IEC 63000

Vemer S.p.A. declines all responsibility for the use of the products for purposes other than those for which they are intended, as indicated in the technical documentation. Vemer S.p.A. reserves the right to make, without prior notice, such changes as may, in its sole discretion, improve the technical and functional characteristics of the products and the related production logic. The technical characteristics and images of the products indicated are given for information only and are not binding in any way, since they may be modified without prior notice.