GWI 2120B

VE285300



GSM-based interface for remote control of electrical loads via SMS or call. Two digital inputs and one analogue input allow monitoring of any electrical quantity. Two outputs enable automatic action in case of alarm. Up to 10 numbers (staff numbers) can be stored to receive SMS notifications in case of alarm. Power supply 8 ÷ 28 Vac / 8 ÷ 40 Vdc, DIN-rail installation (4 modules), with 2 relays.

General features

- Keys for device programming or output activation
- Red LEDs: output status
- Multicoloured LED: device status
- Green LEDs: input status
- Slot for sim card insertion
- GSM antenna with cable length 3 metres
- USB port for PC connection
- Output:
  - one bistable relay with changeover contact, 8 A / 250 Vac
  - one relay with normally open (NO) contact, 5 A / 250 Vac
- Two digital inputs
- An analogue input
- Quad-band GSM module (900–950–1800–1900 MHz)
- Compatible with 3 V SIM cards and GSM 11.12 phase 2+ standard
- 60 storable user numbers + 10 staff numbers for alarm message notification
- Free remote control via telephone ring
- Possibility to receive an SMS reply for each command sent
- Backup battery ensuring 1 hour of autonomy in case of blackout
- Possibility of receiving a text message in the event of power failure and restoration
- GSM antenna with 3 metres cable length (included)
- USB port for PC connection, programming via dedicated software (available as accessory)

Technical specifications

Power supply	
Power supply	8 ÷ 28 Vac 8 ÷ 40 Vdc
Frequency	50 Hz
Battery autonomy	1 h
Functional characteristics	
Type of connector for external antenna	SMA-F

Vemer S.p.A. declines all responsibility for the use of the products for purposes other than those for which they are intended, as indicated in the technical documentation. Vemer S.p.A. reserves the right to make, without prior notice, such changes as may, in its sole discretion, improve the technical and functional characteristics of the products and the related production logic. The technical characteristics and images of the products indicated are given for information only and are not binding in any way, since they may be modified without prior notice.

Revision date: 2026-02-02

Connectivity	
Transmission frequency	900 MHz 950 MHz 1800 MHz 1900 MHz
Operating conditions	
Operating temperature range	0 ÷ 50 °C
Relative humidity	10% ÷ 90% non-condensing RH
Storage temperature range	-25 ÷ 70 °C
Inputs	
Digital input	✓
No. digital inputs	2
Analog input	✓
No. of analogue inputs	1
Minimum voltage per reading - Digital inputs	3 Vdc
Maximum voltage applicable to inputs	11 V
Maximum applicable current - Analog inputs	25 mA
Digital input impedance	10 kΩ
Analog input impedance	100 kΩ
Outputs	
Relay number	2
Relay type	Heat exchange Normally open
Relay capacity at 250 Vac	8 (bistable in exchange) A 5 (normally open) A
Terminations	
Maximum cable cross-section	6 mm²
Mechanical features	
Protection degree	IP40
Overall dimensions	
Height (A)	87 mm
Width (B)	72 mm
Depth (C)	65 mm

Vemer S.p.A. declines all responsibility for the use of the products for purposes other than those for which they are intended, as indicated in the technical documentation. Vemer S.p.A. reserves the right to make, without prior notice, such changes as may, in its sole discretion, improve the technical and functional characteristics of the products and the related production logic. The technical characteristics and images of the products indicated are given for information only and are not binding in any way, since they may be modified without prior notice.

Dimensions

Front View

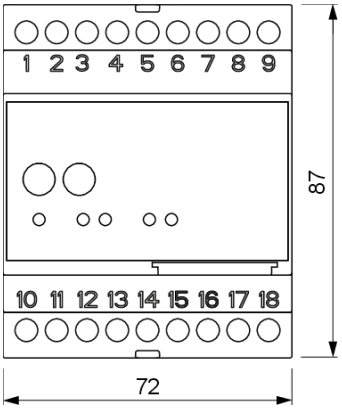

Side View

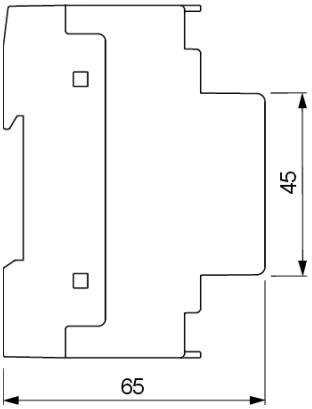

Wiring diagram

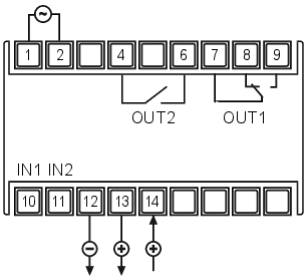

Graphic details

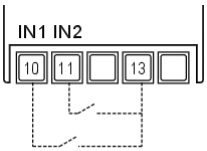

Digital inputs without voltage

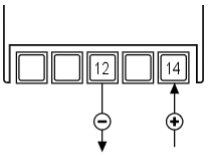

Analog input 0-10 V / 0-20 mA

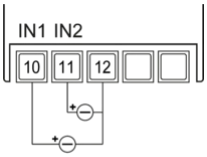

Digital voltage inputs (10 Vdc max)

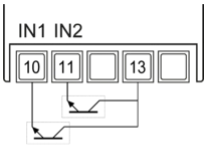

Open-collector digital inputs

Vemer S.p.A. declines all responsibility for the use of the products for purposes other than those for which they are intended, as indicated in the technical documentation. Vemer S.p.A. reserves the right to make, without prior notice, such changes as may, in its sole discretion, improve the technical and functional characteristics of the products and the related production logic. The technical characteristics and images of the products indicated are given for information only and are not binding in any way, since they may be modified without prior notice.

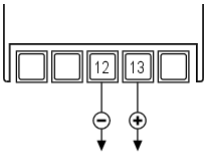

Power supply output max.
20 mA

Accessories compatible with the product

GSM.Ant

VE269700

GSM antenna with cable
length 3 metres

Reference standards

Compliance with Community Directives:

• 2014/53/UE (RED) • 2011/65/UE e 2015/863/UE (ROHS)

is declared with reference to the following Standards:

• EN 61010-1 • ETSI EN 301 489-1 • ETSI EN 301 489-52 • ETSI EN 301 511 • EN IEC 63000

Vemer S.p.A. declines all responsibility for the use of the products for purposes other than those for which they are intended, as indicated in the technical documentation. Vemer S.p.A. reserves the right to make, without prior notice, such changes as may, in its sole discretion, improve the technical and functional characteristics of the products and the related production logic. The technical characteristics and images of the products indicated are given for information only and are not binding in any way, since they may be modified without prior notice.