PC RF8

VE735700



Electronic system for controlling up to 8 electrical loads to prevent blackouts due to overload disconnection of the main power switch. The system consists of a PC RF8 control unit and one or more RX.16A remote actuators, to be installed in the 3-module boxes of the sockets to be controlled. Each remote actuator has a priority level that determines the disconnection order if power absorption exceeds the set threshold. The control unit and actuators communicate via radio frequency. 230 Vac power supply for DIN-rail mounted (2 modules).

General features

- Backlit display for viewing operating parameters
- Red LED for threshold overrun indication
- Keys for device programming
- Terminal blocks for voltage and current inputs
- Integrated RF module for sending control signals to remote actuators
- Direct current insertion up to 32 A
- Remote actuator for 503-type wall boxes
- Wireless communication between control unit and actuators via radiofrequency
- Possibility to control up to 8 different loads
- Intervention threshold (setpoint) settable between 0.8 and 7 kW
- First load release delay in case of setpoint exceedance adjustable from 10 to 9999 seconds
- Reset delay adjustable from 10 to 9999 seconds
- Alarm condition (exceeding threshold) signalled by LED

Technical specifications

Power supply	
Power supply	230 Vac (-15% ÷ +10%)
Frequency	50 / 60 Hz
Absorption	4 VA
Parameter settings	
Power setting range	0,8 ÷ 7 kW
Switching delay	10 ÷ 9999 seconds
Settings	
Pre-alarm time setting range	10 ÷ 9999 s
Measure	
Type of insertion - current	Direct

Vemer S.p.A. declines all responsibility for the use of the products for purposes other than those for which they are intended, as indicated in the technical documentation. Vemer S.p.A. reserves the right to make, without prior notice, such changes as may, in its sole discretion, improve the technical and functional characteristics of the products and the related production logic. The technical characteristics and images of the products indicated are given for information only and are not binding in any way, since they may be modified without prior notice.

Revision date: 2026-02-02

Connectivity	
Transmission frequency	433,92 MHz
Maximum transmitted radio frequency power	-10 dBm
Maximum distance between device and actuator or probe	30 m
Operating conditions	
Operating temperature range	-10 ÷ 45 °C
Relative humidity	10% ÷ 90% non-condensing RH
Storage temperature range	-25 ÷ 70 °C
Insulation class	II
Viewing	
Display	Backlit LCD
Terminations	
Maximum cable cross-section	6 mm²
Mechanical features	
Protection degree	IP20 IP40 (on the front)
Overall dimensions	
Height (A)	87.5 mm
Width (B)	36 mm
Depth (C)	65 mm

Dimensions

Front View

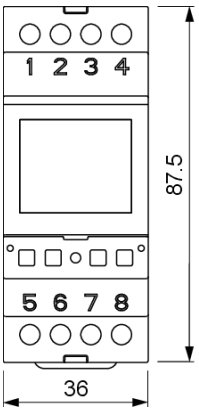

Side View

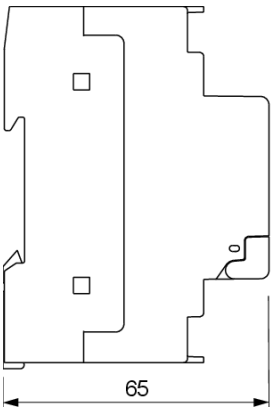

Vemer S.p.A. declines all responsibility for the use of the products for purposes other than those for which they are intended, as indicated in the technical documentation. Vemer S.p.A. reserves the right to make, without prior notice, such changes as may, in its sole discretion, improve the technical and functional characteristics of the products and the related production logic. The technical characteristics and images of the products indicated are given for information only and are not binding in any way, since they may be modified without prior notice.

Wiring diagram

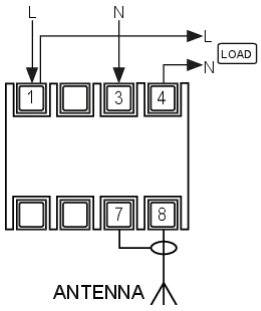

Product set

Set PC RF8

VE737300

Accessories compatible with the product

RX.16A

VE736500

Flush-mounted 230 Vac remote actuator for radio frequency devices with 1 relay 16A/250V

RX1-8A

VE015400

230 Vac DIN-rail remote actuator for radio frequency devices with 1 relay 8A/250V

RX.Ant

VE017000

Antenna for RF remote actuators

RX7-5A

VE443800

230 Vac wall-mounted remote actuator for radio frequency devices with 6 relays 8A/250V

RX1-8A P

VE471900

230 Vac wall-mounted remote actuator for radio frequency devices with 1 relay 8A/250V

RX4-8A

VN943700

230 Vac wall-mounted remote actuator for radio frequency devices with 4 relays 8A/250V

Reference standards

Compliance with Community Directives:

• 2014/53/UE (RED) • 2011/65/UE e 2015/863/UE (ROHS)

is declared with reference to the following Standards:

• EN 60730-1 • ETSI EN 300 220-1 • ETSI EN 300 220-2 • ETSI EN 301 489-1 • ETSI EN 301 489-3 • EN IEC 63000

Vemer S.p.A. declines all responsibility for the use of the products for purposes other than those for which they are intended, as indicated in the technical documentation. Vemer S.p.A. reserves the right to make, without prior notice, such changes as may, in its sole discretion, improve the technical and functional characteristics of the products and the related production logic. The technical characteristics and images of the products indicated are given for information only and are not binding in any way, since they may be modified without prior notice.