PC1R

VE475000



Electronic device for controlling the consumption of a single load to prevent tripping of the main circuit breaker due to overload. The device automatically disconnects the load when the total power consumption exceeds the programmed intervention threshold, thus ensuring service continuity. 230 Vac power supply, DIN-rail installation (2 modules), with 1 relay.

General features

- Backlit display for viewing operating parameters
- Red LED for threshold overrun indication
- Keys for device programming
- Terminal blocks for voltage and current inputs
- Terminal blocks for load wiring
- Direct current insertion up to 32 A
- 1 monostable relay with changeover contact 16 A / 250 Vac
- Intervention threshold (setpoint) settable between 0.8 and 7 kW
- Load release and re-engagement delays adjustable
- Alarm condition (exceeding threshold) signalled by LED and buzzer

Technical specifications

Power supply	
Power supply	230 Vac (-15% ÷ +10%)
Frequency	50 / 60 Hz
Parameter settings	
Power setting range	0,8 ÷ 7 kW
Switching delay	0 ÷ 9999 seconds
Measure	
Maximum measurable current	32 A
Type of insertion - current	Direct
Operating conditions	
Operating temperature range	-10 ÷ 45 °C
Relative humidity	10% ÷ 90% non-condensing RH
Storage temperature range	-25 ÷ 70 °C
Insulation class	II

Vemer S.p.A. declines all responsibility for the use of the products for purposes other than those for which they are intended, as indicated in the technical documentation. Vemer S.p.A. reserves the right to make, without prior notice, such changes as may, in its sole discretion, improve the technical and functional characteristics of the products and the related production logic. The technical characteristics and images of the products indicated are given for information only and are not binding in any way, since they may be modified without prior notice.

Revision date: 2026-02-02

Viewing	
Display	Backlit LCD
Outputs	
Relay number	1
Relay type	Heat exchange
Relay capacity at 250 Vac	16 A
Terminations	
Maximum cable cross-section	6 mm²
Mechanical features	
Protection degree	IP20 IP51 (on the front)
Overall dimensions	
Height (A)	87.5 mm
Width (B)	36 mm
Depth (C)	65 mm

Dimensions

Front View

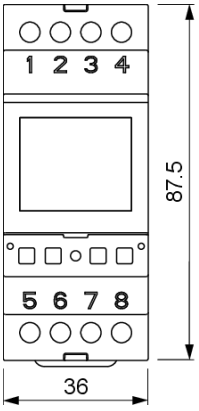

Side View

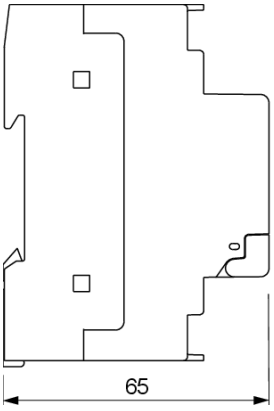

Wiring diagram

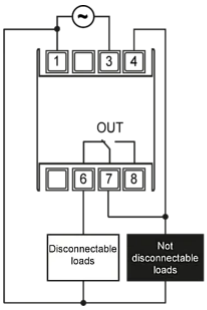

Vemer S.p.A. declines all responsibility for the use of the products for purposes other than those for which they are intended, as indicated in the technical documentation. Vemer S.p.A. reserves the right to make, without prior notice, such changes as may, in its sole discretion, improve the technical and functional characteristics of the products and the related production logic. The technical characteristics and images of the products indicated are given for information only and are not binding in any way, since they may be modified without prior notice.

Reference standards

Compliance with Community Directives:

• 2014/35/UE (LVD) • 2014/30/UE (EMCD) • 2011/65/UE e 2015/863/UE (ROHS)

is declared with reference to the following Standards:

• EN 61010-1 • EN IEC 61000-6-2 • EN IEC 61000-6-3 • EN IEC 63000

Vemer S.p.A. declines all responsibility for the use of the products for purposes other than those for which they are intended, as indicated in the technical documentation. Vemer S.p.A. reserves the right to make, without prior notice, such changes as may, in its sole discretion, improve the technical and functional characteristics of the products and the related production logic. The technical characteristics and images of the products indicated are given for information only and are not binding in any way, since they may be modified without prior notice.