SOLAR-1 Micro

VE793900



Device designed to maximise direct consumption of self-generated energy, for example from a photovoltaic system. The device measures the amount of energy fed into the grid and, if it exceeds the set threshold, activates the connected load. 230 Vac power supply, DIN-rail installation (1 module), with 1 relay.

General features

- Terminal blocks for load wiring
- Trimmer for threshold setting (Set)
- Trimmer for load release threshold setting (Hyst)
- Trimmer for delay setting before load insertion (Ton)
- Terminal blocks for voltage and current inputs
- Signal LEDs
  - green for power supply presence
  - red for exceeded threshold indication
- Toroid for measuring the current produced by the generation system net of that absorbed by the user
- Current measurement via supplied CT up to 65 A
- 1 normally open relay 16 A / 250 Vac
- Intervention threshold (setpoint) settable between 1 and 8 kW
- Load release differential (hysteresis) adjustable between 0 and 8 kW
- Load insertion delay (Ton) adjustable from 30 s to 15 min
- Alarm condition (exceeding threshold) signalled by red LED

Technical specifications

Power supply	
Power supply	230 Vac (-15% ÷ +10%)
Frequency	50 / 60 Hz
Parameter settings	
Power setting range	1 ÷ 8 kW
Differential/Hysteresis	0 ÷ 8 kW
Switching delay	30 ÷ 900 seconds
Measure	
Maximum measurable current	65 A
Type of insertion - current	Via external CT

Vemer S.p.A. declines all responsibility for the use of the products for purposes other than those for which they are intended, as indicated in the technical documentation. Vemer S.p.A. reserves the right to make, without prior notice, such changes as may, in its sole discretion, improve the technical and functional characteristics of the products and the related production logic. The technical characteristics and images of the products indicated are given for information only and are not binding in any way, since they may be modified without prior notice.

Revision date: 2026-02-02

SOLAR-1 Micro

VE793900

Operating conditions	
Operating temperature range	-10 ÷ 45 °C
Relative humidity	10% ÷ 90% non-condensing RH
Storage temperature range	-25 ÷ 70 °C
Insulation class	II
Outputs	
Relay number	1
Relay type	Normally open
Relay capacity at 250 Vac	16 A
Terminations	
Maximum cable cross-section	4 mm²
Mechanical features	
Protection degree	IP20 IP40 (on the front)
Overall dimensions	
Height (A)	91 mm
Width (B)	18 mm
Depth (C)	65 mm

Dimensions

Front View

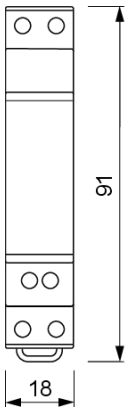

Side View

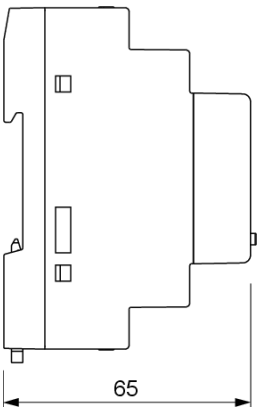

Vemer S.p.A. declines all responsibility for the use of the products for purposes other than those for which they are intended, as indicated in the technical documentation. Vemer S.p.A. reserves the right to make, without prior notice, such changes as may, in its sole discretion, improve the technical and functional characteristics of the products and the related production logic. The technical characteristics and images of the products indicated are given for information only and are not binding in any way, since they may be modified without prior notice.

Wiring diagram

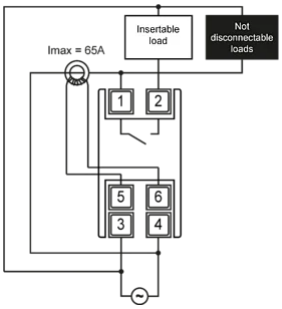

Reference standards

Compliance with Community Directives:

• 2014/35/UE (LVD) • 2014/30/UE (EMCD) • 2011/65/UE e 2015/863/UE (ROHS)

is declared with reference to the following Standards:

• EN 61010-1 • EN IEC 61000-6-2 • EN IEC 61000-6-3 • EN IEC 63000

Vemer S.p.A. declines all responsibility for the use of the products for purposes other than those for which they are intended, as indicated in the technical documentation. Vemer S.p.A. reserves the right to make, without prior notice, such changes as may, in its sole discretion, improve the technical and functional characteristics of the products and the related production logic. The technical characteristics and images of the products indicated are given for information only and are not binding in any way, since they may be modified without prior notice.