SOLAR-3

VE474300



Device designed to maximise direct consumption of self-generated energy, for example from a photovoltaic system. The device measures the amount of energy fed into the grid and, if it exceeds the set threshold, activates up to 3 loads according to the programmed priority. 230 Vac power supply, DIN-rail installation (4 modules), with 3 relays.

General features

- Backlit display for viewing operating parameters
- Red LED for threshold overrun indication
- Keys for device programming
- Segments for load status indication
  - steady ON = connected
  - flashing = disconnected
- Terminal blocks for voltage and current inputs
- Terminal blocks for load connection
- Toroid for measuring the current produced by the generation system net of that absorbed by the user
- Current measurement via CT up to 60 A
- Three monostable relays with 16 A / 250 Vac changeover contacts; direct/reverse operating logic adjustable via menu
- Relay priority adjustable via menu
- Intervention threshold (setpoint) settable between 0.1 and 15 kW
- Adjustable differential between 0 and 15 kW
- Load release (delay OFF) and re-engagement (delay ON) adjustable from 10 to 999 seconds

Technical specifications

Power supply	
Power supply	230 Vac (-15% ÷ +10%)
Frequency	50 / 60 Hz
Parameter settings	
Power setting range	0,1 ÷ 15 kW
Differential/Hysteresis	0 ÷ 15 kW
Switching delay	10 ÷ 999 seconds
Measure	
Maximum measurable current	60 A
Type of insertion - current	Via external CT

Vemer S.p.A. declines all responsibility for the use of the products for purposes other than those for which they are intended, as indicated in the technical documentation. Vemer S.p.A. reserves the right to make, without prior notice, such changes as may, in its sole discretion, improve the technical and functional characteristics of the products and the related production logic. The technical characteristics and images of the products indicated are given for information only and are not binding in any way, since they may be modified without prior notice.

Revision date: 2026-02-02

Operating conditions	
Operating temperature range	-10 ÷ 45 °C
Relative humidity	10% ÷ 90% non-condensing RH
Storage temperature range	-25 ÷ 70 °C
Insulation class	II
Viewing	
Display	Backlit LCD
Outputs	
Relay number	3
Relay type	Heat exchange
Relay capacity at 250 Vac	16 A
Terminations	
Maximum cable cross-section	6 mm²
Mechanical features	
Protection degree	IP20 IP51 (on the front)
Overall dimensions	
Height (A)	88 mm
Width (B)	72 mm
Depth (C)	65 mm

Dimensions

Front View

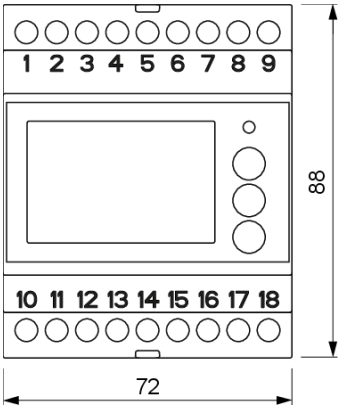

Side View

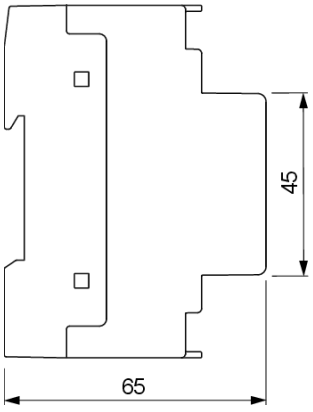

Vemer S.p.A. declines all responsibility for the use of the products for purposes other than those for which they are intended, as indicated in the technical documentation. Vemer S.p.A. reserves the right to make, without prior notice, such changes as may, in its sole discretion, improve the technical and functional characteristics of the products and the related production logic. The technical characteristics and images of the products indicated are given for information only and are not binding in any way, since they may be modified without prior notice.

Wiring diagram

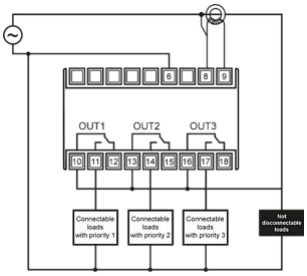

Reference standards

Compliance with Community Directives:

• 2014/35/UE (LVD) • 2014/30/UE (EMCD) • 2011/65/UE e 2015/863/UE (ROHS)

is declared with reference to the following Standards:

• EN 61010-1 • EN IEC 61000-6-2 • EN IEC 61000-6-3 • EN IEC 63000

Vemer S.p.A. declines all responsibility for the use of the products for purposes other than those for which they are intended, as indicated in the technical documentation. Vemer S.p.A. reserves the right to make, without prior notice, such changes as may, in its sole discretion, improve the technical and functional characteristics of the products and the related production logic. The technical characteristics and images of the products indicated are given for information only and are not binding in any way, since they may be modified without prior notice.