MCR048

VP813000



[Model variant]

Alternating relay designed to allow balanced usage of pumps, compressors, generators, etc. when two units are installed, one working and the other as a reserve unit. The operating principle is based on the alternation of engine start commands each time the input contact is closed, driven by an external automatism (e.g. a pressure switch).

General features

- LEDs indicating relay status and power presence
- Terminal blocks for connecting the power supply and output circuits
- DIN-rail mounted
- Insulation: galvanically isolated power and load circuits with double insulation
- Mode of operation:
  - alternating
  - simultaneous
  - multi-stage for controlling several motors (n>2)

Technical specifications

Power supply	
Power supply	24 / 48 Vac
Frequency	50 / 60 Hz
Absorption	3.5 (2.5) VA (W)
Operating conditions	
Operating temperature range	0 ÷ 50 °C
Relative humidity	20% ÷ 90% non-condensing RH
Storage temperature range	-25 ÷ 70 °C
Insulation class	II
Outputs	
Relay number	2
Relay type	Heat exchange
Relay capacity at 250 Vac	8 A
Terminations	
Termination type	Terminal blocks
Maximum cable cross-section	6 mm²

Vemer S.p.A. declines all responsibility for the use of the products for purposes other than those for which they are intended, as indicated in the technical documentation. Vemer S.p.A. reserves the right to make, without prior notice, such changes as may, in its sole discretion, improve the technical and functional characteristics of the products and the related production logic. The technical characteristics and images of the products indicated are given for information only and are not binding in any way, since they may be modified without prior notice.

Revision date: 2026-02-02

Overall dimensions	
Height (A)	88 mm
Width (B)	72 mm
Depth (C)	65 mm

Dimensions

Front View

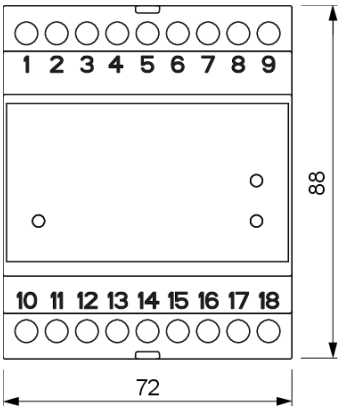

Side View

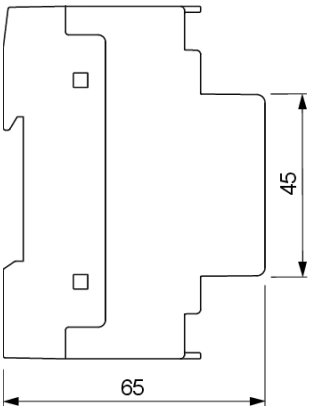

Wiring diagram

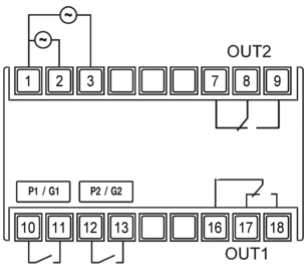

Graphic details

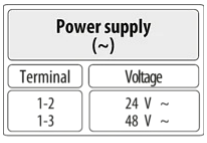

Power supply (~)	
Terminal	Voltage
1-2	24 V ~
1-3	48 V ~

Vemer S.p.A. declines all responsibility for the use of the products for purposes other than those for which they are intended, as indicated in the technical documentation. Vemer S.p.A. reserves the right to make, without prior notice, such changes as may, in its sole discretion, improve the technical and functional characteristics of the products and the related production logic. The technical characteristics and images of the products indicated are given for information only and are not binding in any way, since they may be modified without prior notice.

Reference standards

Compliance with Community Directives:

• 2014/35/UE (LVD) • 2014/30/UE (EMCD) • 2011/65/UE e 2015/863/UE (ROHS)

is declared with reference to the following Standards:

• EN 61010-1 • EN IEC 61000-6-2 • EN IEC 61000-6-3 • EN IEC 63000

Vemer S.p.A. declines all responsibility for the use of the products for purposes other than those for which they are intended, as indicated in the technical documentation. Vemer S.p.A. reserves the right to make, without prior notice, such changes as may, in its sole discretion, improve the technical and functional characteristics of the products and the related production logic. The technical characteristics and images of the products indicated are given for information only and are not binding in any way, since they may be modified without prior notice.