# MCR400

VP811400






**[Model variant]**

Alternating relay designed to allow balanced usage of pumps, compressors, generators, etc. when two units are installed, one working and the other as a reserve unit. The operating principle is based on the alternation of engine start commands each time the input contact is closed, driven by an external automatism (e.g. a pressure switch).

## General features

- LEDs indicating relay status and power presence
- Terminal blocks for connecting the power supply and output circuits
- DIN-rail mounted
- Insulation: galvanically isolated power and load circuits with double insulation
- Mode of operation:
  - alternating
  - simultaneous
  - multi-stage for controlling several motors (n>2)

## Technical specifications

| | |
|---|---|
| **Power supply** | |
| Power supply | 400 Vac |
| Frequency | 50 / 60 Hz |
| Absorption | 3.5 (2.5) VA (W) |
| **Operating conditions** | |
| Operating temperature range | 0 ÷ 50 °C |
| Relative humidity | 20% ÷ 90% non-condensing RH |
| Storage temperature range | -25 ÷ 70 °C |
| Insulation class | II |
| **Outputs** | |
| Relay number | 2 |
| Relay type | Heat exchange |
| Relay capacity at 250 Vac | 8 A |
| **Terminations** | |
| Termination type | Terminal blocks |
| Maximum cable cross-section | 6 mm² |

Vemer S.p.A. declines all responsibility for the use of the products for purposes other than those for which they are intended, as indicated in the technical documentation. Vemer S.p.A. reserves the right to make, without prior notice, such changes as may, in its sole discretion, improve the technical and functional characteristics of the products and the related production logic. The technical characteristics and images of the products indicated are given for information only and are not binding in any way, since they may be modified without prior notice.



Revision date: 2026-02-02

| Overall dimensions | |
|---|---|
| Height (A) | 88 mm |
| Width (B) | 72 mm |
| Depth (C) | 65 mm |

## Dimensions

Front View

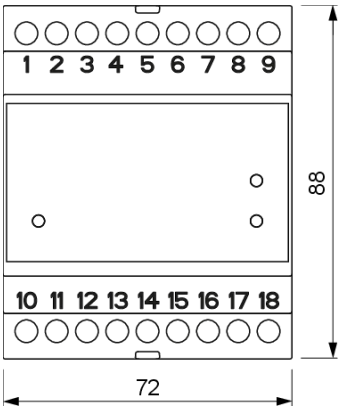


Side View

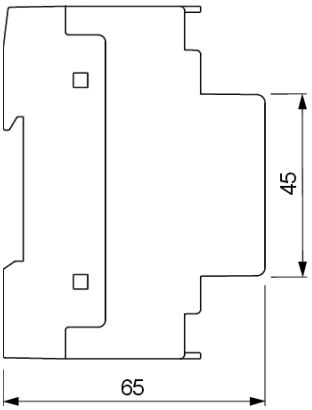


## Wiring diagram

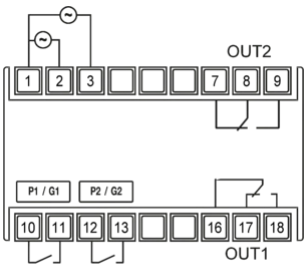


## Graphic details

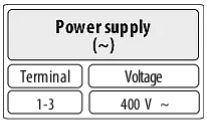



Vemer S.p.A. declines all responsibility for the use of the products for purposes other than those for which they are intended, as indicated in the technical documentation. Vemer S.p.A. reserves the right to make, without prior notice, such changes as may, in its sole discretion, improve the technical and functional characteristics of the products and the related production logic. The technical characteristics and images of the products indicated are given for information only and are not binding in any way, since they may be modified without prior notice.

## Reference standards

Compliance with Community Directives:

**• 2014/35/UE (LVD) • 2014/30/UE (EMCD) • 2011/65/UE e 2015/863/UE (ROHS)**
is declared with reference to the following Standards:

**• EN 61010-1 • EN IEC 61000-6-2 • EN IEC 61000-6-3 • EN IEC 63000**

Vemer S.p.A. declines all responsibility for the use of the products for purposes other than those for which they are intended, as indicated in the technical documentation. Vemer S.p.A. reserves the right to make, without prior notice, such changes as may, in its sole discretion, improve the technical and functional characteristics of the products and the related production logic. The technical characteristics and images of the products indicated are given for information only and are not binding in any way, since they may be modified without prior notice.