TM NiPt-P7A

VM619400



Digital panel thermometer (72x72) for temperature measurement in applications such as ovens, refrigerated counters and ambient temperature monitoring. The device can be connected to Ni100 and Pt100 resistance temperature detectors.

General features

- Probe setting via programming
- Possibility of viewing minimum and maximum temperature values
- Possibility of adjusting probe calibration OFFSET
- Possibility of changing the temperature unit between °C and °F
- Possibility of adjusting update speed for measurement display
- Possibility of setting an access password to protect stored settings
- Acoustic and visual alarm signalling for probe malfunction or disconnected sensor cable

Technical specifications

Power supply	
Power supply	24 / 230 Vac (-10% ÷ +10%)
Frequency	50 / 60 Hz
Absorption	4.5 VA
Measure	
Temperature display resolution	0.1 (for values in the range -9.9 ÷ 99.9) °C 1 (for values <-9,9 and > 99.9) °C
Temperature measurement accuracy	± 0.5 % of full scale value ± 1 digit °C
Functions	
Probe alarm buzzer	✓
Functional characteristics	
Temperature display range	-99 to 800 (with Pt100 probes) °C -60 ÷ 180 (with Ni100 probes) °C
Operating conditions	
Operating temperature range	0 ÷ 50 °C
Relative humidity	< 80% RH
Storage temperature range	-25 ÷ 70 °C

Vemer S.p.A. declines all responsibility for the use of the products for purposes other than those for which they are intended, as indicated in the technical documentation. Vemer S.p.A. reserves the right to make, without prior notice, such changes as may, in its sole discretion, improve the technical and functional characteristics of the products and the related production logic. The technical characteristics and images of the products indicated are given for information only and are not binding in any way, since they may be modified without prior notice.

Revision date: 2026-02-02

TM NiPt-P7A

VM619400

Viewing	
Display	Red LEDs
Digits number	3
Digits size	14 mm
Display range	-99 ÷ 800 °C
Inputs	
Number of connectable probes	1
Type of connectable probes	Ni 100 Pt 100 (2 or 3 wires)
Mechanical features	
Protection degree	IP54 (on the front) IP20 (on terminals)
Overall dimensions	
Height (A)	72 mm
Width (B)	72 mm
Depth (C)	114 mm

Dimensions

Front View

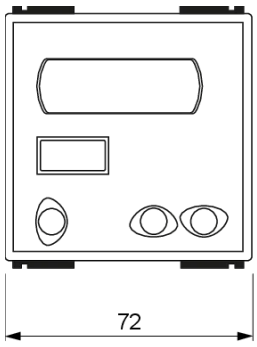

Side View

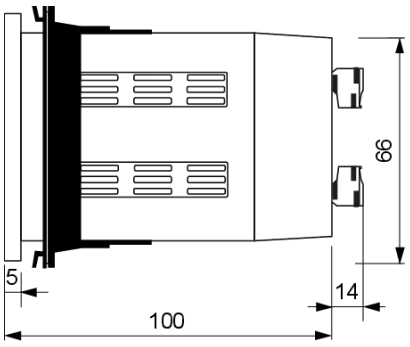

Wiring diagram

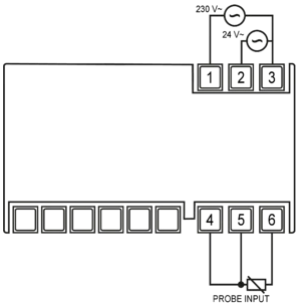

3-wire probe input:

- Pt 100
- Ni 100

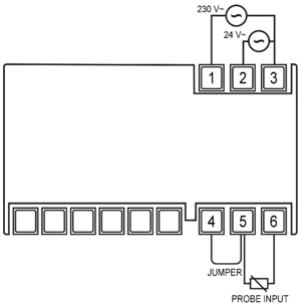

2-wire probe input:

- Pt 100
- Ni 100

Vemer S.p.A. declines all responsibility for the use of the products for purposes other than those for which they are intended, as indicated in the technical documentation. Vemer S.p.A. reserves the right to make, without prior notice, such changes as may, in its sole discretion, improve the technical and functional characteristics of the products and the related production logic. The technical characteristics and images of the products indicated are given for information only and are not binding in any way, since they may be modified without prior notice.

Accessories compatible with the product

Pt 100 EC

VE122800

Pt100 EC RTD sensor, Platinum, 2-wire, for temperature measurement, 1.5 m length

Pt 100

VJ44250000

Pt100 RTD sensor, Platinum, 3-wire, for temperature measurement, 3 m length

Pt 100 10MT

VJ44250010

Pt100 RTD sensor, Platinum, 3-wire, for temperature measurement, 10 m length

Pt 1000

VJ44660000

Pt1000 RTD sensor, Platinum, 3-wire, for temperature measurement, 1.5 m length

Pt 100 E

VN879300

Pt 100 E length 1.5 m

Ni 100

VJ44170000

Ni100 RTD sensor, Nickel, 3-wire, for temperature measurement, 3 m length

Reference standards

Compliance with Community Directives:

• 2014/35/UE (LVD) • 2014/30/UE (EMCD) • 2011/65/UE e 2015/863/UE (ROHS)

is declared with reference to the following Standards:

• EN IEC 60730-2-9 • EN IEC 63000

Vemer S.p.A. declines all responsibility for the use of the products for purposes other than those for which they are intended, as indicated in the technical documentation. Vemer S.p.A. reserves the right to make, without prior notice, such changes as may, in its sole discretion, improve the technical and functional characteristics of the products and the related production logic. The technical characteristics and images of the products indicated are given for information only and are not binding in any way, since they may be modified without prior notice.