AHT Pt100 - 1P4U

VE253100



Analogue panel-mounted temperature controller (48x48) for temperature control in heating mode only. Simple to use thanks to the central temperature adjustment knob and the signalling LEDs on the front panel. The device can be connected to Pt100 resistance temperature detectors.

General features

- Terminal block on the back of the device
- Knob for setpoint setting
- Red LED to indicate output status
- Green LED to signal power supply
- Trimmer for hysteresis adjustment
- Terminal block: 8 screw terminals
- ON/OFF type of adjustment (in heating mode)

Technical specifications

Power supply	
Power supply	24 ÷ 240 Vac/Vdc (-10% ÷ +10%)
Frequency	50 / 60 Hz
Absorption	~3 VA
Parameter settings	
Type of adjustment	ON-OFF
Differential/Hysteresis	1 ÷ 10 °C
Measure	
Temperature measuring range	0 ÷ 350 °C
Temperature measurement accuracy	± 5% of full scale °C
Operating conditions	
Operating temperature range	0 ÷ 50 °C
Relative humidity	30% ÷ 95% RH
Inputs	
Number of connectable probes	1
Type of connectable probes	Pt100 resistance temperature sensors
Outputs	
Relay number	1

Vemer S.p.A. declines all responsibility for the use of the products for purposes other than those for which they are intended, as indicated in the technical documentation. Vemer S.p.A. reserves the right to make, without prior notice, such changes as may, in its sole discretion, improve the technical and functional characteristics of the products and the related production logic. The technical characteristics and images of the products indicated are given for information only and are not binding in any way, since they may be modified without prior notice.

Revision date: 2026-02-02

AHT Pt100 - 1P4U

VE253100

Outputs	
Relay type	Heat exchange
Relay capacity at 250 Vac	8 A
Terminations	
Maximum cable cross-section	2.5 mm²
Mechanical features	
Protection degree	IP20 IP65 (on the front with seal)
Overall dimensions	
Height (A)	48 mm
Width (B)	48 mm
Depth (C)	100.6 mm
Dimensions	
Product weight	100 g

Dimensions

Front View

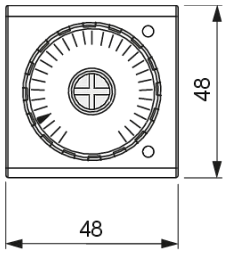

Side View

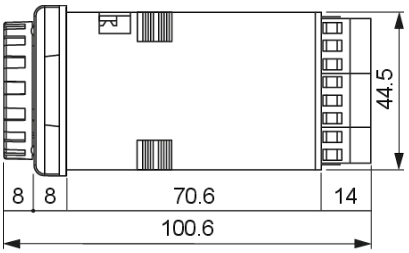

Wiring diagram

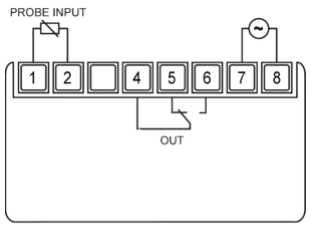

Vemer S.p.A. declines all responsibility for the use of the products for purposes other than those for which they are intended, as indicated in the technical documentation. Vemer S.p.A. reserves the right to make, without prior notice, such changes as may, in its sole discretion, improve the technical and functional characteristics of the products and the related production logic. The technical characteristics and images of the products indicated are given for information only and are not binding in any way, since they may be modified without prior notice.

Accessories compatible with the product

Pt 100 EC

VE122800

Pt100 EC RTD sensor, Platinum, 2-wire, for temperature measurement, 1.5 m length

Pt 100

VJ44250000

Pt100 RTD sensor, Platinum, 3-wire, for temperature measurement, 3 m length

Pt 100 10MT

VJ44250010

Pt100 RTD sensor, Platinum, 3-wire, for temperature measurement, 10 m length

Pt 100 E

VN879300

Pt 100 E length 1.5 m

Reference standards

Compliance with Community Directives:

• 2014/35/UE (LVD) • 2014/30/UE (EMCD) • 2011/65/UE e 2015/863/UE (ROHS)

is declared with reference to the following Standards:

• EN IEC 61326-1 • EN 61010-1 • EN IEC 63000

Vemer S.p.A. declines all responsibility for the use of the products for purposes other than those for which they are intended, as indicated in the technical documentation. Vemer S.p.A. reserves the right to make, without prior notice, such changes as may, in its sole discretion, improve the technical and functional characteristics of the products and the related production logic. The technical characteristics and images of the products indicated are given for information only and are not binding in any way, since they may be modified without prior notice.