CR1DIN (12-24 Vac/Vdc)

VE382800



[Model variant]

Modular twilight switch, 12–24 Vac/Vdc, DIN-rail mounted, 1 module, removable external probe, activates output circuit when brightness falls below set threshold, with delay Ton.

General features

- Active load signaling LEDs
- Sensitivity: adjustable between 1 and 100 lux
- Removable external probe included
- Maximum distance between probe and device: approx. 50 m (twisted cable recommended).
- Red signal LED:
  - Off = relay off, brightness above threshold
  - On = relay on, brightness above threshold
  - Flashing = relay off with brightness below threshold, or relay on with brightness above threshold

Technical specifications

Power supply	
Power supply	12 / 24 Vac/Vdc (-10% ÷ +10%)
Frequency	50 / 60 Hz
Absorption	2 (1.5) VA (W)
Parameter settings	
Differential/Hysteresis	15% of the threshold
Settings	
Tripping time	15 seconds (Ton) 25 seconds (Toff)
Intervention Brightness Range	1 ÷ 100 lux
Operating conditions	
Operating temperature range	0 ÷ 50 °C -20 ÷ 50 (external probe) °C
Relative humidity	20% ÷ 90% non-condensing RH
Storage temperature range	-25 ÷ 70 °C
Connectable loads	
Incandescent lamps	2000 W

Vemer S.p.A. declines all responsibility for the use of the products for purposes other than those for which they are intended, as indicated in the technical documentation. Vemer S.p.A. reserves the right to make, without prior notice, such changes as may, in its sole discretion, improve the technical and functional characteristics of the products and the related production logic. The technical characteristics and images of the products indicated are given for information only and are not binding in any way, since they may be modified without prior notice.

Revision date: 2026-02-02

CR1DIN (12-24 Vac/Vdc)

VE382800

Connectable loads	
Fluorescent lamps (neon)	1000 VA
Halogen lamps (230 V)	2000 W
Low Consumption Lamps (CLF)	200 W
LED lamps	200 W
Outputs	
Relay number	1
Relay capacity at 250 Vac	16 (resistive load) A
Terminations	
Termination type	Terminal blocks
Maximum cable cross-section	(voltage input) 4 mm² 4 (probe input) mm²
Mechanical features	
Protection degree	IP65
Overall dimensions	
Height (A)	91 mm
Width (B)	18 mm
Depth (C)	65 mm

Dimensions

Front View

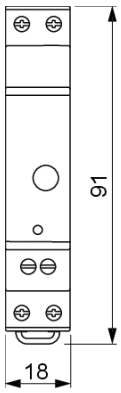

Side View

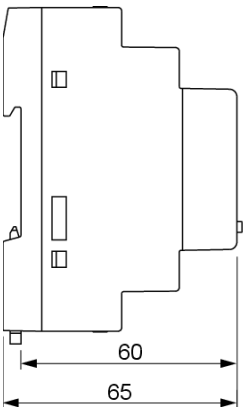

Vemer S.p.A. declines all responsibility for the use of the products for purposes other than those for which they are intended, as indicated in the technical documentation. Vemer S.p.A. reserves the right to make, without prior notice, such changes as may, in its sole discretion, improve the technical and functional characteristics of the products and the related production logic. The technical characteristics and images of the products indicated are given for information only and are not binding in any way, since they may be modified without prior notice.

Wiring diagram

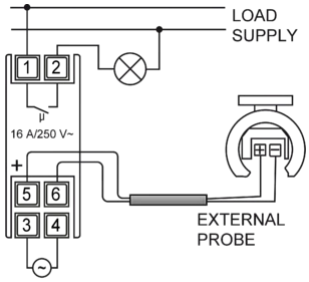

Accessories compatible with the product

SIL

VE765700

External light sensor with wall mount

SIL-AV

VE765800

External light sensor with self-locking plug-in connector

Reference standards

Compliance with Community Directives:

• 2014/35/UE (LVD) • 2014/30/UE (EMCD) • 2011/65/UE e 2015/863/UE (ROHS)

is declared with reference to the following Standards:

• EN 60669-2-1 • EN IEC 63000

Vemer S.p.A. declines all responsibility for the use of the products for purposes other than those for which they are intended, as indicated in the technical documentation. Vemer S.p.A. reserves the right to make, without prior notice, such changes as may, in its sole discretion, improve the technical and functional characteristics of the products and the related production logic. The technical characteristics and images of the products indicated are given for information only and are not binding in any way, since they may be modified without prior notice.